

Inside

Seymour Community School District



May 2017

Looking Toward Our Future

**Friday, June 9, 2017
will be last
school day for
students for the
2016/2017
school year.
Dismissal is at
1:30 p.m.**

**Enjoy a safe and
activity filled
summer!**



**Seymour
Community
School District**

10 Circle Drive
Seymour, WI 54165
Phone: (920) 833-2304
Fax: (920) 833-6037
www.seymour.k12.wi.us

Seymour High School Graduation Ceremonies Sunday, June 4, 2017

**High School Field House
2:00 p.m.**



Students and their families have prepared for high school graduation for many years. The following guidelines have been established so students in the Class of 2017 may be recognized with dignity and respect.

- All 2017 graduates are to attend graduation practice on Friday, June 2, at 10:00 a.m. in the field house. A picnic for the graduates will follow practice.
- The recommended dress code for graduates is:
For male graduates: dress pants, shirt and tie, and dress shoes.
For female graduates: appropriate dresses or dress pants and shirt, and dress shoes.
- So families and friends can enjoy the ceremony with minimal distraction, a professional photograph of individual students receiving their diploma will be available to each graduate.
- Guests will be admitted to the field house by ticket only. Each graduate will receive 10 tickets for family and friends. If unused tickets are available, they will be distributed to graduates who register a need in the student services office prior to graduation practice.
- Graduates are expected to obey and respect all school rules. Violations of school rules may result in exclusion from the commencement ceremony and may require graduates to pick up their diploma from school officials at a designated meeting.

Seymour Community School District To Have A New Superintendent

The Seymour Board of Education selected Ms. Laurie Asher as the next superintendent of the Seymour Community School District. She will be returning in June from an international educational leadership position in Cairo, Egypt, and will assume the superintendent position July 1, 2017.

Laurie Asher has served as a special education paraprofessional, an elementary teacher, an elementary principal, a director of learning, an assistant superintendent and a superintendent in Wisconsin.

Her northeast Wisconsin roots are deep, serving as superintendent in the School District of Laona from 2012 to 2016 and serving the Kimberly

Area School District from 2002 to 2012 in various administrative leadership roles including assistant superintendent.

Laurie Asher commented, "I am honored the Board chose me for this tremendous opportunity to serve the students, staff and community of the Seymour Community School District. During the interview process, I was extremely impressed with the students' engagement and staff commitment to their students' learning. I look forward to working with the School Board and community to continue to provide a quality education for the students."

School Census

If you are new to the district, have moved within the district or have given birth to your first child within the past year, please contact Lisa Schultz at 833-2304 or you may go to our website at www.seymour.k12.wi.us and click on "Census Information". Fill out the form provided and when you are finished, click on the "Submit" button and your information will be emailed directly to Lisa so we can count your child/children on our school census. We use our census lists to contact families who may be eligible for Early Childhood programs and also for four-year old and five-year old Kindergarten screenings. If you are not sure if you are listed on our census, you may contact Lisa and she can confirm your information. All children between the ages of new born through 20 years of age are counted on our census.

2014-2015 School Performance Report

The Seymour Community School District Performance Report is available to view from the district home page on our website at: www.seymour.k12.wi.us. To request a copy of the SCSD Performance Report contact Kristin Augustine at SMS at 920 833-7199 ext. 310

Juniors
Start planning for
senior portraits early.
Pictures must be submitted by
November 3, 2017
to be included in the yearbook.

Start Thinking About Senior Pictures

Dear Junior Parents & Students: Where has the year gone? Now that junior year is almost over, it's time to start thinking about your senior year. This includes senior portraits!

SENIOR PICTURES MUST BE SUBMITTED TO THE SEYMOUR YEARBOOK BY NOVEMBER 3, 2017!

Watch for future mailings with picture requirements and submission instructions. You will need to make sure that your photographer sends in the picture on time AND that your appointment is EARLY ENOUGH for pictures to be available before the deadline. In general, this means that your senior portrait sitting needs to be done before school gets started next year.

Visit the yearbook website for up-to-date detailed Information: http://www.seymour.k12.wi.us/high/shs_yearbook.cfm

Please contact Chelsey Schaumberg or Christy Glover, Yearbook Advisors, via email cschaumberg@seymour.k12.wi.us or cgllover@seymour.k12.wi.us with any questions.

August 15 (Tuesday)	Schedule pick up / pictures 9:00 a.m. to 7:00 p.m. for 10 th , 11 th , 12 th
August 23 (Wednesday)	Freshmen & new student orientation (schedule to follow)
August 23 (Wednesday)	Schedule pick up / pictures (times to follow)
September 5	School starts

HIGH SCHOOLERS - PLAN AHEAD FOR NEXT SCHOOL YEAR!

All students – including Seniors – need to have their pictures taken for new student ID's and gold cards.

Students will not receive an ID or gold card until their picture is taken.

The course registration process has been completed. The courses selected by the students have been used to determine staffing and the master schedule. Therefore, schedule changes for next year will only be made in extreme situations.

Real Life Experiences Offered in The Business Department

By McKendra Heinke

ThunderZone Manager, FBLA President

Through the business department at Seymour, students are given many opportunities to explore and gather skills needed in the work field they will soon be entering. One of those opportunities is our school store, run by a team of managers that all started off in one of Mrs. Grassel's many business classes. This year the ThunderZone is run by four managers, Carley Kuske, Kaitlyn VandenHeuvel, Cody Dey, and McKendra Heinke. Together they work side by side to run a business. Students from Mrs. Grassel's marketing and accounting classes are the employees of the store. Students are presented with the opportunity to get work experience and explore careers in business. Managers of the store experience what it is like to operate a functioning business and make big decisions.

If marketing and accounting are not your thing don't worry, the business department offers a wide variety of classes for all levels of interests. For incoming freshman there are two classes available introduction to business, and computer information processing. These classes are a great introduction into the business department, where you learn the basics of business, and to type efficiently.

Some other classes available to students are web design and development, personal finance, Microsoft Office Application, Business Essentials, Graphic Communication Processes, Mobile App Development, and PC hardware essentials. In web design and development students learn how to make a website that is efficient and gets information to consumers easily. Personal finance is a great class to take when nearing the end of high school in order to prepare for life on your own. In this class you learn how to pay your taxes and other essential skills to prosper as an adult. In Microsoft Office Application students will learn the proper way to use Microsoft Office, and all of its little tricks. Graphic Communication Processes gives students a taste of graphic design and how it works. In Mobile App Development students learn how to make mobile apps for android systems. Then there is PC hardware essentials, if you are a hands on learner this is the class for

you. In this course students take apart computers and figure out what really makes them tick.

The business department is filled with many possibilities and opportunities for each and every student. Students may be interested in business and not even know it, with the business department students are presented with the opportunity to find out.



Above students in a PC Hardware Essentials class dig into a PC tower to understand how the pieces all fit together.

Middle School Students Participate in History Bee



Six Seymour Middle School students participated in the Regional History Bee on Thursday, March 23 in Milwaukee. Eighth graders Elijah Ryan, Kylee Smet, Eddie Hackl, Tyler Thomas, and Bastian Spradlin, along with Seventh Grader Dane Swenson were among 120 students participating in our region. The students took part in three buzzer rounds of 30 questions each.

Destination Imagination Teams Go To State



For this year's Fine Arts Challenge, Vanished!, the challenge involved the disappearance of a color. In addition, the team needed to use technical theater methods to create a vanishing act. They did this by creating sounds on an iPad that was used during the performance.

RLIC team members include: Noelle Blank, Corinne Setliff, Robert Skenandore, Maddy Cobb, Cacy Peeters, Kenzie Brunhoefer, and Ady Kust. Coach Todd Lowney

The team took 5th at Regionals! Super job you guys!



RLIC Team members include: Back Row: Libby Warner, Katie Wagersmith, Gia John, Lanie Samson, and Ava Blahnik. Front Row: Bella Burton and Alexis Schmidt. Coach Todd Lowney

This season's Technical Challenge, Show and Tech, teams not only had to take center stage, but had the task of designing and building a stage. The stage they construct had to move at least one team member from one location to another during their performance. In addition, teams had to write and present a story that included an Opening Act and a Headlining Act. Their presentation had to also include a special technical effect that amazed the audience.

This year's Show and Tech team was The 7 Sparkles. They chose to write a story about the over use of cell phones with today's youth.



3-Peat Improvisational Challenge team "Hogwarts Graduates" took first place at regionals Feb. 25 and advanced to STATE. The team had to create three skits when given a story prompt, a stock character and a performance within a three minute time frame. Only props that fit in a box with 13 inch dimensions could be used to enhance each skit. Rock Ledge Intermediate students from left to right are Paige Frank, Jayla Pagel, Saara Rinne, Britta Sevcik, Emma Thomas & Zach Kemp. The team's coach was Tammy Kaczrowski.



Black Creek DI Participants. Front row: Emily Stover, Katelyn Stover, Abby Gray, Caitlyn Cale. Back row: Nathan Duenas, Joshua Hayner, Laura Wilkens

The team had to create three improvisational skits from the same story prompt, present each skit in a different performance genre, portray a different stock character in each skit, and enhance each skit with props.

Seymour High School Economics Challenge Competitors

Four teams of high school students competed in the Appleton regional of the Economics Challenge on April 6, 2017.



Placing third in their division were (back row from left to right): Madi VanHandel, Alex VandenHeuvel, Alex Smits, Adam Smith and teacher Mr. Zack Rowe with Mr. Francis Vogel, Executive Director of Economics Wisconsin (2nd place team competing photo) - The second place team competed in a super quiz round shown in this photo (from left to right): Adam Marquardt, Wyatt Southard, Tavon Lecker and Justin VandenHeuvel.



It takes a village. It takes a village to raise a child is a proverb which means that it takes an entire community to raise a child: A child has the best ability to become a healthy adult if the entire community takes an active role in contributing to the rearing of the child.

Here's What's Going on at Fallen Timbers

Maple sugar season ended a few weeks ago at Fallen Timbers Environmental Center; however, the spring season is now in full swing. The ephemeral ponds at Fallen Timbers are bursting with life. The students who have been coming here the past few weeks have studied the diversity of the creatures found in the ponds and were amazed at what they found. Also, many species of frogs are singing and they are the loudest at dusk. Wildflowers are beginning to bloom and the trees have buds and newly formed leaves on their branches. Migratory birds have also arrived and the pond has geese and ducks stopping for a rest on a daily basis.

Our spring programming has also begun with students attending Fallen Timbers from Ashwaubenon, De Pere, Little Chute, Seymour, West De Pere, and Wrightstown. We are doing off-site ecology and geology field work and some of the more popular classes on-site this time of year are: "Birds, Nests, and Eggs", "Pond Study", "Geocaching", "Tracks and Traces", "Environmental Ed Games", "Tree ID", and "Insect Studies".

We are very grateful for the number of students, teachers, and chaperones that attended the programs we offer at Fallen Timbers this spring. We are packed with programming through the first week of June and then summer school will take place here for the remaining three weeks in June.

The public is welcome to visit and walk our trails to enjoy all the exciting transformations that occur here in spring. During the week we ask the public to visit after 2:30 p.m. and anytime during the weekends. Bring your binoculars and walking shoes and explore the grounds at your leisure! Please give us a call or visit our website if you have questions. We hope to see you out here!

Matthew Gottfredsen
Director, Fallen Timbers





Community Family Resource Centers, Inc. (CFRC) is a non-profit organization providing family-friendly, affordable education and entertainment for children birth to 5th grade. Located in the Black Creek Elementary School and the Rock Ledge Primary Center, Seymour, CFRC is close and convenient for you and your family. All CFRC programs are open to ALL area residents.

Summer PACE in the Park

During the Parent And Child Enrichment (PACE) Program being held this summer for six weeks, parents or caregivers and children will work on an art project together, and participate in an activity or game while playing at a local park. Different weekly themes are incorporated into the art projects and activities/games. A snack will be provided for the children. Summer PACE is open to children of any age, but they *must be accompanied by an adult*. PACE offers parents/caregivers an opportunity to spend time playing with their kids while meeting other local families. Summer PACE is FREE, but a suggested donation of \$3 per family would be greatly appreciated and will go directly to support CFRC.

2017 Summer PACE Schedule & Weekly Themes

In Seymour @ Rock Ledge Park:

Tuesday mornings, 10 am-noon

Tuesday, July 11 – Rainforest
Tuesday, July 18 – Favorite Fair Foods
Tuesday, July 25 – Christmas in July
Tuesday, August 1 – Ocean Animals
Tuesday, August 8 – Rainbows
Tuesday, August 15 – Beach Fun

In Black Creek @ South Park:

Wednesday mornings, 10 am-noon

Wednesday, July 12 – Rainforest
Wednesday, July 19 – Favorite Fair Foods
Wednesday, July 26 – Christmas in July
Wednesday, August 2 – Ocean Animals
Wednesday, August 9 – Rainbows
Wednesday, August 16 – Beach Fun

**If you like Summer PACE, you'll love CFRC's regular PACE Program starting again in Sept. 2017.
Watch for more information!**

And, watch for Me & My Family Events and Family Education Programs coming this fall!

**For more information on any of CFRC events visit our website at www.cfrkseymourbc.com,
or contact us at cfrc@seymour.k12.wi.us or (920) 833-5155 x703.
And, "like" CFRC Seymour/Black Creek on Facebook.**

Eat a Rainbow

Show your kids how delicious-and fun-fruits and vegetables can be! From fruity "jigsaw puzzles" to vegetable art, this page will spark your child's interest in eating her greens... and reds... and yellows. And every time she eats a fruit or veggie, she can color part of the rainbow on the back. Now, who's ready to get started?

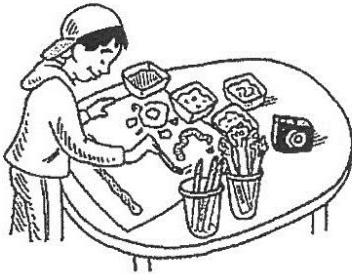


Snack-time activities

Turn your youngster's next snack into a produce-filled adventure. Here's how.

3-D fruit puzzles

Can your child solve a watermelon jigsaw puzzle? Cut a firm fruit like melon, pineapple, pear, or apple into "puzzle pieces." After your youngster reassembles the fruit, she gets to eat it. Next, she could make a fruit puzzle for you to solve.




Veggie painting

Let your youngster create a masterpiece by "painting" with a variety of vegetables and dips. He could use celery stalks, asparagus spears, or jicama sticks as "paintbrushes." And

his "paints" might include guacamole, edamame hummus, or beet dip. Have him take a photo to save his picture. Now, he can dip the paintbrushes into his artwork and enjoy a veggie-and-dip snack.

Fruity patterns

Encourage your child to enjoy fruit and practice math at the same time. Using colorful fruit like blueberries, strawberries, sliced bananas, and cut-up peaches, make patterns on skewers to solve and eat. You might start a pattern like blueberry, blueberry, peach, blueberry, _____ to figure out the next fruit to add (peach). Ask her to make a pattern for you to finish, too.



A tasty ad campaign

Suggest that your youngster create posters to promote fruits and vegetables he enjoys. He might cut out pictures of the produce from magazines or grocery circulars and glue them on paper. Then, he could write slogans ("Guava is cooler than lava!") and draw and label snacks that include the item (tropical fruit salad, guava parfait). Help him unveil his ad campaign with a tasting event for friends or family.

Side dishes

Include more fruits and vegetables at mealtime with these ideas.

Replace grains with veggies

Finely sliced or shredded vegetables can stand in for pasta or rice. Serve your family's favorite spaghetti sauce over zucchini "noodles." Or grate carrots to make a bed of "rice" for a chicken and vegetable stir-fry.

Serve fruit salsa

Add flavor to tacos, grilled fish, and salads with this easy salsa recipe. Peel and dice 1 mango and+ cucumber. Toss with 1 tbsp. each chopped jalapeno, red onion, and cilantro. Add 1 tbsp. lime juice. *Tip:* Let your child help you experiment with different fruit salsas, such as apple, strawberry, peach, or pineapple.

Roast vegetables

Cooking vegetables at high temperatures brings out their natural sweetness. Cut 1 lb. broccoli, yellow squash, pota-toes, or eggplant into small pieces. Place in a large plastic bag, and add 1 tbsp. olive oil. Your youngster can shake it vigorously, then spread the veggies in a single layer on a cookie sheet. Roast at 425 for 10 minutes.

Color me Healthy

Fruits and vegetables come in every color of the rainbow. As your youngster eats each one, he can color in one section of the rainbows matching stripe.



ORANGE	
Cantaloupe	Pumpkin
Peach	Papaya
Nectarine	Apricot
Sweet potato	Carrot
Butternut squash	

YELLOW	
Mango	Pear
Pineapple	Star fruit
Grapefruit	Quince
Yellow squash	Corn


GREEN	
Broccoli	Zucchini
Arugula	Kale
Kiwi	Artichoke
Peas	Okra
Avocado	Spinach

BLUE	
Blueberry	Concord grapes
Blackberry	Elderberry

PURPLE	
Plum	Beet
Eggplant	fig
Radicchio	Purple cabbage
Boysenberry	

RED	
Tomato	Guava
Strawberry	Radish
Cherry	Pomegranate
Watermelon	Apple

WHITE	
Cauliflower	Hearts of palm
Jicama	Kohlrabi
Coconut	Parsnip
Onion	Turnip



Nutrition Nuggets™

Editor's Note: Nutrition Nuggets is reviewed by a registered dietitian. Consult a physician before beginning any major change in diet or exercise.

Tip: Many fruits and veggies, such as apples, carrots, and chard, are available in more than one color. Potatoes may be red, yellow, or even blue, for example. Your child will think it's fun to eat more than one variety in the same meal!

Inside is published for residents of the Seymour Community School District

BOARD OF EDUCATION

Tom Smet, President
Laurie Bowers, Vice President
Melissa Heins Clerk
Jill Karweick, Treasurer
Greg Leisgang, Trustee
Kurt Peterson, Trustee
Paula Rohm, Trustee

SUPERINTENDENT OF SCHOOLS

Pete Ross
Inside Editor
Daneen Hansen
Layout & Design
Betty Schmit

Seymour Community School District provides equal opportunity regardless of sex, race, color, age, handicap, or national origin.