

Seymour Community School District

## **School Performance Report**

Academic Achievement and District Statistics

2012-2013

The mission of Seymour Community School District is to create a cooperative community of people committed to constantly improving learning environments that enable students to demonstrate their uniqueness as total persons who are active learners, caring members of society, creative artists, ethical stewards, involved citizens and productive workers.

## **TABLE OF CONTENTS**

### **Achievement**

ACT.....	14
Advanced Coursework .....	14
Advanced Placement Testing .....	15
Extra/Co-Curricular Activities*	
Graduation Rate*	
Graduation Requirements.....	18
Post-Graduation Intentions*	
Wisconsin Student Assessment System .....	19

### **District Statistics/District Information**

Attendance .....	15
District Costs and Revenues*	
District Method of Reading Instruction/Reading Text .....	16
Dropout Rate .....	17
Enrollment .....	15
Expulsion Rate*	
Habitual Truants*	
Open Enrollment*	
Out-of-School Suspensions*	
Pupil/Staff Ratios.....	18
Retention Rate .....	18
School Accomplishments.....	3
School-Sponsored Community Activities .....	19

**\*This information has not been released by the Wisconsin Department of Instruction. It will be added to this report as it becomes available.**

# SEYMOUR COMMUNITY SCHOOL DISTRICT 2012-2013 SCHOOL PERFORMANCE REPORT

## To the Parents and the Community

Wisconsin Statute requires school districts to annually distribute a “School Performance Report” to the parents of the children in the district upon request. The purpose of the report is to provide parents with a summary of the district’s performance during the 2012-2013 school year. To assist in developing the report, the state provides state averages to compare to local performance.

The School Performance Report is now in its 22<sup>nd</sup> year. With increased consistency in the report and state definitions, the information is becoming more valuable in efforts to monitor performance and plan for improvements. Statewide standards have been developed to compare to district data.

In general, data again shows students attending the Seymour Community School District are performing very well in comparison to state averages. In addition to the data presented in the following pages, our school district has several accomplishments to report.

### **BLACK CREEK ELEMENTARY/MIDDLE SCHOOL ACCOMPLISHMENTS 2012-2013**

---

*Black Creek Elementary/Middle School continued the dedication to “meeting the individual needs of every learner” to ensure our children are successful. The staff works diligently to meet the diverse needs of all the children in the building. These are the activities and results of that goal:*

#### **Academic, Social, and Behavioral Activities and Accomplishments:**

- The continued expectation of excellence in our school was evidenced in the performance of the students in grades 3-8 on the Wisconsin Knowledge and Concepts Exam (WKCE). These students once again scored above the state average on the test.
- Math and technology were the main focus in the building, which was evidenced by the time allocated to instruction in these curricular areas, as well as the interventions provided for the struggling math students. The implementation of the new Math Expressions and CPM math curriculum also took place.
- Participation of students in grades 5 and 8 in “Thunder Talks” provided the opportunity to share their current successes and future goals with their parents. The students, under the guidance of Ms. Reinheimer, met with parents to share the information.

- Students in 7th and 8th grade had the opportunity to travel to Washington D.C. with Mrs. Bloom for enriching social studies experiences.
- Students in grades K-5 participated in the Timber Rattlers Reading Incentive and earned a free ticket to attend a Timber Rattler game in May. Each student also received a free hot dog, chips, and soda. Book It was also a reading incentive where students could earn pizza from Pizza Hut.
- We continued our strong parent/community relationship through a variety of events including a spaghetti dinner.
- The school hosted a Celebration of Learning. This celebration highlighted the accomplishments of every student over the course of the school year. Families were invited to visit the school, view the work of children in all aspects of education, and then finish with an ice cream treat.
- The Middle School students piloted the state's new Smarter Balanced Assessment Test.
- The whole student body began the Positive Behavior Intervention and Supports (PBIS) journey.

#### **Community Activities and Accomplishments:**

- We continued the backpack program to provide food for the weekend for our families in need with the support of our parent organization and the community.
- Our students continued to be active members of the community and participated in extra-curricular activities.
- The student council sponsored a Food Drive for Community 2000 that collected over \$2000 and 3000 canned goods. The support went beyond the Food Drive with the Middle School Community Service group that worked weekly at the Salvation Army stocking shelves.
- Current students and graduates of Black Creek Middle School along with Mrs. Bloom and other staff members volunteered to work for Special Olympics. The group spent the day at Appleton North High School helping the athletes with their events.
- Black Creek Elementary/Middle School continued to provide enrichment experiences including Destination Imagination and Solo Ensemble for our students.
- Students used the Activity Bus to participate in district-sponsored activities.
- The Black Creek PTO (TAFPE) purchased a new sound system for the gym and bike helmets for all 5<sup>th</sup> grade students.

- The community won \$10,000 from Walgreens for the school. The money was separated between grade levels to support education.

**Building Improvements and New Learning Resources:**

- Two technology carts and 44 chrome books (google/internet-only laptops) were purchased.
- The Book Room was renovated and cataloged.
- The Project Room and the middle school/staff bathrooms were remodeled.

**ROCK LEDGE PRIMARY CENTER ACCOMPLISHMENTS  
2012-13**

---

**Academic Accomplishments:**

- Our reading theme for 2012-2013 was “Every Reader is a Star”. Rock Ledge teachers kicked off the reading theme by performing a reader’s theater in the Thunderzone. A number of activities relating to literacy were held throughout the school year to support the reading theme. Students were given a challenge to read as many books that they could to fill the bulletin board with stars. When the goal was reached, an announcement was made congratulating all students.
- We hosted a Math Lunch and Learn for parents. Parents were invited to come to have lunch and learn about the new math curriculum. Parents also were able to go into classrooms and view lessons while they were being taught.
- Family Literacy Night was once again held for Rock Ledge students and parents at the Muehl Public Library in Seymour. Staff from Rock Ledge collaborated with Elizabeth Timmins to provide an enjoyable evening filled with stories, fun activities, role playing, munchies, take home activities, and book recommendations.
- In observance of the Election year, students participated in a Student Election day. The students had a secret voting room where they casted their vote for their favorite books.
- Poetry Café was held in April – A classroom was set up to resemble the atmosphere in a jazzy café, complete with music, beverages, and staff and students performed their created poetry for an audience of peers. The Poetry Café served as a culmination of our school-wide literacy focus this school year and an opportunity for our students to express their creative poetry to others in a cool setting!

- Our staff and students worked hard towards attainment of our school goal of making growth and meeting benchmark levels in literacy by the end of the 2012-2013 school year. Teachers met throughout the school year to monitor student progress and respond to interventions (RTI).
- Rock Ledge Primary Center second grade teachers participated in an Early Childhood Longitudinal Study to help the state compile data on our young students and generate ideas for continued focus on early learning. This study was started with the students when they were in Kindergarten. It will follow the students as they progress each year.

**Social and Behavioral Accomplishments:**

- Rock Ledge kicked the year off with their first back-to-school pep rally. Staff wore their favorite jerseys and the school wide expectations were introduced to the students regarding playground safety and the voice volume system that is used throughout the school to help students be successful in the hallways and in their classrooms.
- Students that were caught being good were announced each week over the PA system. Teachers acknowledged these students in the classrooms every Friday. 100% of Rock Ledge students were recognized throughout the year.
- In October, Rock Ledge students participated in Bully Prevention Week activities to create awareness about bully prevention and encouraging safe choices. Mrs. Schumacher organized different daily activities for the students.
- Our second grade student leaders (under the direction of Lori Schumacher) strengthened their leadership skills, provided announcements, organized fun day activities, and helped facilitate groups in the kindergarten and first grade classrooms.
- The kindergarten teachers organized the Kindergarten Treasure Hunt. Prospective kindergarten students and their families participated in a treasure hunt throughout RLPC to support the transition to kindergarten.
- Rock Ledge Primary students and staff ended the year by having a Beach Blast Lunch. The students had a picnic lunch with their teachers and played with jump ropes, beach balls, hula hoops and danced to music.
- Rock Ledge Primary students and staff had the end of the year slide show to enjoy pictures of fieldtrips and fun memories of the year.

### **Musical Accomplishments:**

- Rock Ledge Primary students had their holiday sing-a-long in the primary gym. Mrs. Frost and Mrs. Dessart led the sing-a-long. The students had a wonderful time.
- In April, Mrs. Dessart and Mrs. Frost held the second K-2 Primary Spring Music Concert. The concert was held in the SHS Fieldhouse and had a wonderful turnout of families and friends there to watch RLPC students.

### **Physical/Health Accomplishments:**

- On May 1<sup>st</sup>, the Rock Ledge students participated in *Shape Up Rock Ledge Day*. All students were encouraged to exercise and maintain a healthy life. Every classroom went on a walk on the track or throughout the community in recognition of this day.
- The Physical Education teachers organized a Field day for all students. Field day provides a culmination of the concepts and skills taught throughout the year. The students participate in various events on the SHS track and on the football field. The students especially enjoy the bouncer that is rented by the PTO.

### **Community Activities and Accomplishments:**

- Rock Ledge Students participated in collecting items for the Giving Tree that ranged from canned foods and mittens to personal hygiene items for families in need. All donations were given to the local Salvation Army.
- In December, the Rock Ledge PTO provided our students with Reindeer Lane, a shopping experience where students were able to purchase small, affordable gifts for family members and friends.
- The February Jump Rope for Heart week was a big success. The Jump Rope for Heart event generated over \$20,000 in donations for the American Heart Association!
- Rock Ledge Primary Center was very fortunate to have many wonderful PTO members who helped to organize the Rock Ledge Primary Center Fundraiser called the Chippe Shoppe. Large inflatables were provided to all students for an hour each grade, as an incentive for the fundraiser. Money (approximately \$14,000) was raised and will be used to purchase items for our students.

- The PTO organized our Green Bay Gamblers Reading Program in January. Gambler players read to our students and shared aspects of their personal and professional lives. Students were able to earn a free ticket to the last Gambler game of the year. The event was a huge success!
- In March, the PTO brought in an entertainer who gives a positive message to kids about having good character. The students enjoyed the performance of the *Professor Gizmo* at the SHS Auditorium.
- In April, Rock Ledge Primary Center was fortunate to host State Superintendent Tony Evers for a press conference in our library.
- Rock Ledge PTO held the Spring Dance at the SHS Fieldhouse commons area. This year's theme was a Rock Star Jam. Over 500 participants came to the dance.
- The Rock Ledge PTO hosted their Family Night/Scholastic Book Fair. The night was very successful. A lot of families came through to check out the iPads and games on the computers. The Scholastic Book Fair was a big success. Scholastic bucks were used to buy a lot of books for the classrooms.

**New Staff at RLP:**

- This year there were new additions to Rock Ledge Primary Staff. Dawn Sobiesczyk joined the RLP staff as their new day custodian.

**ROCK LEDGE INTERMEDIATE CENTER ACCOMPLISHMENTS  
2012-13**

---

**Academic Accomplishments:**

- 2012-2013 began as an exciting beginning to a wonderful school year! Student enrollment was up to 414 students, including students who open enrolled to RLI!
- All staff continued to use data to drive our instruction. We utilized the Inform program to show trends in student achievement. Teachers used the Measures of Academic Progress (MAP) assessments to look at individual student strengths. Students received the benefit by having instruction more individualized to their unique needs.
- Teachers also developed lessons to align with the state's Common Core Standards in Reading/Language Arts and Mathematics to teach students and help them reach grade level expectations. These standards are also aligned with the Rock Ledge Intermediate report card.



- Assessment continued to be a major educational component this year, as students demonstrated their abilities in all curricular areas. In literacy, teachers assessed fluency, writing, and reading comprehension. Staff used their knowledge gained from experience and professional development to enhance student learning in each developmental skill.
- RTI, or Response to Intervention, continued to develop. Students had 30 minutes of “I/E time”, which stands for Intervention and Enrichment. Students that demonstrated skills worked on enrichment activities while students who needed extra assistance were able to receive it in a smaller group setting. Some students are receiving Tier II interventions which are designed to accelerate their learning to catch them up to their peers. This time also assists all students to become proficient in Reading and Math, and allows higher level students to complete independent projects to further strengthen their abilities.
- Students once again did very well on the Wisconsin Knowledge and Concepts Exam. Rock Ledge Intermediate students continued to make adequate yearly progress and demonstrated their mastery of grade level subject areas.
- In May, many 5th grade students were recognized for the Presidential Excellence and Achievement Awards highlighting those who achieved academic success.
- Jen Siudzinski, Guidance Counselor, met with 100% of the 5<sup>th</sup> grade students using Thunder Talks and nearly 95% of parents! These conferences have students begin exploring career options and what they see as their future goals. Meeting with the students and parents led to crucial conversations about goal setting and achievement.
- Parent-Teacher conferences in the fall helped facilitate more conversation within our school community. More than 90% of our parents participated this past fall!
- The “Every Reader is a Star” theme had students adding stars to the board as they read books. The bulletin board was quickly filled and stacked as students read thousands of books; the library logged over 37,000 titles checked out last year!
- Our new Math curriculum, “Math Expressions”, began this year. Teachers immediately noticed a difference with students working on number sense and doing “Math Talk” in classrooms. We will be watching data over the next few years to see how much of an improvement it makes.
- The Poetry Café was a big hit again! Students were able to read their stories and poetry to their classmates while sitting in a café setting. The kids had fun “snapping” to their favorites!

#### **New Staff at RLI:**

- New staff came on board to teach and help our students. Darlene Brody was hired to be the Reading Specialist at RLI, where she works with both staff and students to enhance

the Reading instruction. Jackie Hill arrived to assist students with special needs, specifically with emotional or behavioral concerns. Kristin Diermeier works with students as a speech and language teacher. All three have made incredible improvements with students in their care!

### **Community Activities and Accomplishments:**

- The PTO continues to be a strong asset for our students. For the third year, the PTO sold Entertainment books, and once again was the top seller in the region! Parents and students raised over \$6000 for our students and staff! All of the money raised will go back into the classrooms to provide enhancements for our students!
- PTO also continued to show support for our students with the BMX Bike Show in December, Green Bay Gamblers reading incentive in February, the Professor Gizmo show in March, a Spring Dance in April, and many other volunteer hours to assist our students. Thank you very much for all you do for our students!
- Students participated in the Giving Tree again this past year. Student Council promoted this activity, which gave students and their families an opportunity to donate items to Community 2000. Community 2000 then reached out to local families to give to those who may not have had much this past holiday season. Our tree was absolutely overflowing with generosity!

### **Health Accomplishments:**

- Under the direction of our Rock Ledge Physical Education teachers, Jim Palubicki, Lisa Cornette, and Dave Bauer, students participated in Jump Rope for Heart again this past year. They and their families helped raise over \$18,000 to support the American Heart Association and this was one of the highest school totals in the state!
- The Bellin Run with Kids program grew again, with more than 75 students practicing in hopes of competing in June. Mrs. Jen Siudzinski organized the run again this year, with the help of many volunteer parents and staff. Many of the runners ran a personal best in the race!
- Students participated in the Physical Education Central Challenge, having the opportunity to compete and try to achieve six levels of athletic achievement. Students earned gold, silver, and bronze medals based upon their performance.
- Mr. Palubicki and Mrs. Cornette celebrated the end of the year with Field Day, allowing students to compete in a variety of activities. Again the PTO came through with an inflatable obstacle course that was a huge highlight! Every student and even some adults had opportunities to enjoy the air-filled challenge!

- Nearly every student in the building signed a banner proclaiming their stance against drug and alcohol use. The Red Ribbon Week celebration reinforced the student health education curriculum.

**Musical Accomplishments:**

- RLI students performed a wonderful concert in December. Mrs. Kathleen Frost, music teacher, directed and also had the 5<sup>th</sup> grade students perform at Good Shepherd for the residents there. In May, another concert was held to show what students learned in music class.

**SEYMOUR MIDDLE SCHOOL ACCOMPLISHMENTS  
2012-13**

---

**Community Accomplishments:**

- Students at the Seymour Middle School conducted community service projects that benefited families and organizations both locally and globally. Organizations benefiting from the service projects include: Cerebral Palsy, St. Jude Children’s Hospital, Easter Baskets for Golden House, Orphan Animal Rescue, Book Buddies, American Cancer Society, Salvation Army Giving Tree, Community 2000, Seymour Food Pantry, and May Baskets.
- Implemented a school supply and clothing closet for students and families in need.
- The seventh grade class led their 28<sup>th</sup> consecutive Veterans’ Day Program honoring local veterans.
- The Parent-Teacher Connection purchased 30 chromebooks and a cart, along with providing students with incentives and scholarships with money raised at our annual fundraiser.
- Received a \$500.00 grant through Exxon Mobil Corporation’s Educational Alliance program.
- Awarded a Shopko school supply grant.

**Academic Accomplishments:**

- The Measures of Academic Progress (MAP) continued to be utilized as an assessment tool for measuring student growth in reading and mathematics, as well as for individualization of classroom instruction and Response to Intervention programming.
- Developed a system to monitor progress of students using data to determine interventions needed.

- DPI's School Report Card for SMS improved and showed that SMS continued to meet expectations.
- The staff continued to participate in professional learning opportunities focusing on the integration of technology into the classroom.
- Chromebooks were used in Language Arts classes to engage students in writing and research.
- Implemented the College Prep Math Program (CPM).
- Teachers incorporated Common Core State Standards into English/Language Arts (ELA) and Math curriculum.
- Integrated technology into ELA classes, using blogging as a strategy to encourage students to write more.
- A sixth grader qualified for the regional spelling bee.

**Musical Accomplishments:**

- Two students auditioned for the Wisconsin School Music Association.
- Incorporated a drum line into the Band Program.

**Social, behavioral, and health skills were increased and monitored with the following initiatives:**

- Piloted Tier II check-in/check-out for behaviors. (PBIS)
- Seymour Middle School was recognized as a PBIS School of Merit for the second year in a row.
- SMS continues to provide enrichment opportunities for students, focusing on their creativity, leadership and academic talents. Opportunities include these: acceleration in Math, Einstein Project Science Fair, Diverse Learners Think Tank Project, Wisconsin Center for Academically Talented Youth (WCATY) online courses, GEMS, MindTrekters, and Battle of the Books.
- Earned Fuel Up to Play 60 Certificate of Achievement.

## SEYMOUR HIGH SCHOOL ACCOMPLISHMENTS 2012-2013

---

### **Math:**

- 16 students earned four college credits from St. Norbert College for Calculus I through the College Credit Program.
- 32 students earned five college credits from UW Oshkosh for Precalculus through the Cooperative Academic Partnership Program.
- The Math Department began its transition to teaching the Common Core State Standards by implementing the CPM Curriculum in all Algebra I classes.

### **FFA:**

- Dairy Judging Team took 1st place at State FFA Competition.
- One member took 4th Place Gold in State for Grain Production Proficiency.
- Featured on Fox 11 Good Day Wisconsin for Agriculture Program and FFA Week.

### **BUSINESS ED:**

- National Business Honor Society (1st year) had 6 members inducted.
- Five students earned the DPI State Skills Certificate for Leadership.
- Katie Grassel was selected to attend the Google Certified Teacher Academy in Mountain View, CA.

### **FBLA:**

- FBLA received Wisconsin Gold Seal Chapter Award.
- FBLA member earned America Level Award.
- FBLA had 3 members attend the National Leadership Conference in San Antonio, Texas.
- Katie Grassel received the Outstanding Chapter Adviser for Wisconsin Award at the National Leadership Conference in San Antonio, Texas.

### **Science:**

- 17 students earned five college credits from UWGB for Chemistry 211 through the College Credit in High School program.

### **Athletics:**

- 2 individual state champions from SCSD were recognized at the 118th Annual WIAA Track & Field Champions along with one runner-up individual champion.
- Another girl State Powerlifting champion was crowned.
- Conference championships awarded in boys' Track & Field and girls' soccer.
- Both the girls' soccer team and boys' basketball team were consistently ranked in top 10 all year.
- Boys' basketball coach reached a milestone of 500 wins.
- Athletic Director named District 4 AD of the Year, one of seven now eligible for State AD of the Year for the Wisconsin Association of Athletic Directors.

**Social Studies:**

- Student Leadership taught 10 bullying prevention lessons to all third, fourth, and fifth graders in the district (over 400 students).
- Student Leadership/Student Senate hosted the WASC Region III conference.
- Student Leadership’s Teen Teaching Bullying Prevention program was awarded a State Farm Insurance/Youth Service America Student Achievement grant.
- Eleven juniors advanced to the state level of competition for National History Day.

**Choral Music:**

- Choral students, grades 6-12, performed in a combined concert in October 2012.
- Women’s Glee performed 3 community service programs and received a very large donation for the music SAF fund.
- The musical “Footloose” had 3 sold out performances in February 2013.
- Twenty entries, involving 22 students, from the district solo & ensemble festival advanced to the state level of performance.
- 46 choir students sang for the Seymour Community Memorial Day Service on Monday, May 27, 2013.

**Online Courses:**

- 43 students participated in 60 course sections with Seymour’s Online Learning Center.

**DISTRICT INFORMATION**

**ACT TEST RESULTS**

These results are for members of this year’s graduating senior class who took the American College Test (ACT) as juniors or seniors. The ACT is designed to measure knowledge, understanding, and skills acquired during the K-12 educational experience. The Average Student Score is the average score of the number of students tested.

**Average Student Score 2012-2013**

	<b>Reading</b>	<b>English</b>	<b>Math</b>	<b>Science</b>	<b>Composite</b>
<b>Seymour</b>	22.3	21.0	22.6	23.2	22.4
<b>State</b>	22.1	21.3	21.9	22.2	22.0

Results show that most of SCSD students’ ACT Test scores are comparable to state scores and higher than the state average in Reading, Math, Science, and the overall composite.

**ADVANCED COURSEWORK**

**ADVANCED PLACEMENT PROGRAM COURSES AND AP EXAMS**

These are high school courses that help students prepare to take Advanced Placement Program (AP) Exams. Students are eligible to receive advanced placement and/or credit at participating colleges if their scores on the Advanced Placement Program® (AP)

Exams meet the postsecondary institution’s criteria. During the 2012-2013 school year, SCSD offered the AP Psychology course (1 class). Please see on the next page for information about advanced placement testing.

**COLLEGE ADVANCED PLACEMENT PROGRAM (CAPP) COURSES**

CAPP courses are advanced college-level courses offered for college credit in conjunction with a local college or university. SCSD offers courses in cooperation with three local universities.

SCSD offered College Credit Pre-Calculus (32 students earned 5 credits) through UW Oshkosh. In addition, College Credit Calculus (16 students earned 4 credits) was offered through St. Norbert College. Both Fundamentals of Public Address (25 students earned 3 credits) and College Credit Chemistry (17 students earned 5 credits) were offered through UW Green Bay. Lastly, College Credit English-Composition (18 students earned 4 credits) and College Credit English-Literature (20 students earned 4 credits) were offered through St. Norbert College.

**ADVANCED PLACEMENT TESTING**

Advanced Placement Program exams allow 9<sup>th</sup> through 12<sup>th</sup> graders to earn college credit while still in high school. As can be seen below, 33.3% of SCSD students taking these exams scored at 3 or above.

	<b>Total Fall Enrollment Grades 9-12</b>	<b>% Taking Exams</b>	<b># Exams Taken</b>	<b>% of Scores 3 or Above</b>
<b>District Summary</b>	711	1.7%	12	33.3%
<b>State Summary</b>	261,500	13.1%	55,620	67.8%

**DISTRICT ATTENDANCE**

The attendance rate for the Seymour Community School District during the 2012-2013 school year was 93.9% which was similar to the state attendance rate at 94.1%.

**DISTRICT ENROLLMENT**

During the 2012-2013 school year, 2,494 students were enrolled in the Seymour Community School District. The percentage of children who received free and reduced lunches was 31.8%. Please see the tables below for more information about enrollment.

### Gender Enrollment

Females	Males
47.6%	52.4%

### Students with Disabilities Enrollment

All Schools in the SCSD	Percentage of the School Population
Children with disabilities	11.8%

### **DISTRICT METHOD OF READING INSTRUCTION/READING TEXT**

At the primary level (K-5<sup>th</sup> grade), all students receive a comprehensive literacy approach. This means that shared, guided, and independent reading and language techniques are used by the classroom teachers. New structures, like the Daily 5 and CAFÉ, have also been implemented as part of the literacy block. The reading texts used at this level are the Wright Group Reading Series (for kindergarten students) and the Harcourt (Trophies) reading series (for first through fifth grade). Meetings between the teachers and reading specialists are held to collaborate and problem-solve regarding students' reading issues.

For students at these grade levels who have difficulty with reading or score in the lower quartile, the Reading Language Arts Program or Resource Room is used at Rock Ledge Elementary. In the Resource Room, students participate in story support, guided reading, and the Leveled Literacy Intervention. At Black Creek, instructional grouping or placing students in reading groups at their level is utilized. In addition, students are also given a second dose of reading or "double-dosed" if they struggle with reading from kindergarten through 5<sup>th</sup> grade.

Furthermore, targeted interventions at this level for individuals and small groups are provided by the reading specialists at Black Creek Elementary/Middle School and Rock Ledge Primary and Intermediate Centers. At Rock Ledge Intermediate Center, additional time with Title I teachers, Intervention and Enrichment Time and an after-school program (with Title 7 and Y.E.S. program staff) are also provided.

Research-based intervention programs are provided at the elementary level as well. For instance, the Leveled Literacy Intervention is a reading program used with students in kindergarten through third grade. Other more specific programs like the Lindamood Phoneme Sequencing Program (LIPS), Barton Program, Visualizing and Verbalizing, and Seeing Stars address specific literacy skill issues and are used at both Rock Ledge Elementary and Black Creek Elementary and Middle School.



At the middle school level, students receive literacy instruction daily. This includes both reading and writing instruction. Teachers also use the Writer's and Reader's workshop model. The workshop model naturally differentiates instruction. In addition to all students receiving the universal curriculum, specialized reading services are provided for students struggling in reading and writing. At Seymour Middle School, Preparing All Students for Success (PASS) time is utilized to reinforce reading skills taught during literacy classes. In addition, students needing extra support are scheduled for an additional intervention time at a minimum of three times a week. Interventions utilized to support struggling readers include these: one-on-one and small group instruction, the Barton Program, work with the Youth Enrichment Services (Y.E.S.) Specialist, the Community Volunteer Program, and high school tutors. The utilization of iPads and iPods also provides reinforcement of literacy skills. (The Prentice Hall Literature: Language and Literacy book is used as a resource by teachers.)

Team-teaching is a technique being used at 6<sup>th</sup>, 7<sup>th</sup>, and 8<sup>th</sup> grade levels whereby regular and special education teachers instruct in the same classroom. This allows for more inclusion and support for children of all abilities. Classroom supports include on-line textbooks, leveled books, audio books, and educational websites.

Lastly, at the high school level, all or most students take English or English Literature and Composition. Teachers at the high school use many different methods to help students with reading and language arts. Students read a variety of genres and compose written assignments of increasing length and complexity. Non-fiction reading during English classes enables students to practice comprehension strategies for other content areas besides reading. The District adopted the Pearson Prentice Hall Literature series for Language Arts for grades 6-12. This will provide more continuity in the curriculum and help students transition from middle to high school.

Teachers also use a differentiated curriculum which helps them modify their lessons and lower level texts are provided for some students who struggle with Reading and Language arts. Other interventions provided to select students include BOOST (for average students who need help with motivation), Literacy Skills class, and Y.E.S. tutoring. An Extended Learning Time allows students to be assisted by faculty from a variety of content areas and helps those performing poorly.

All Reading and Language Art teachers were provided with professional learning time to understand the Common Core Standards as well. These standards are now fully implemented.

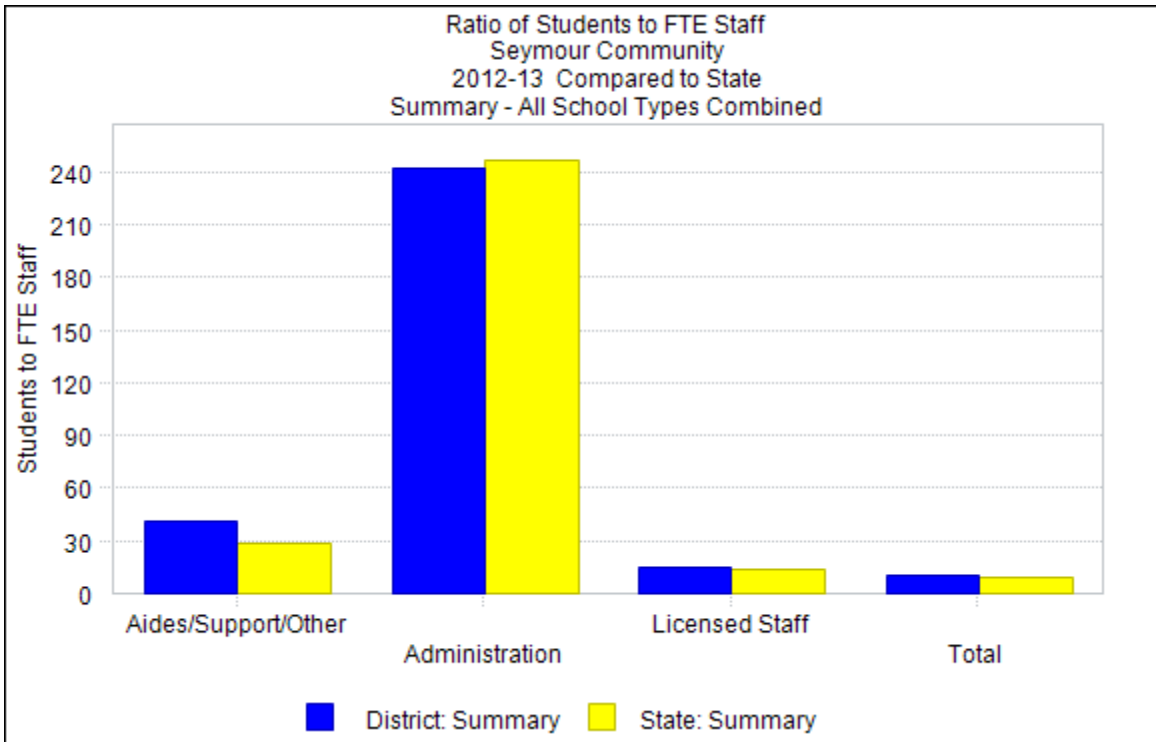
### **DROPOUT RATE**

The dropout rate for the Seymour Community School District during the 2012-2013 school year was 0.37% which is very low as compared to the state rate of 1.35%.

**HIGH SCHOOL GRADUATION REQUIREMENTS FOR SEYMOUR SCHOOLS**

Subject	Required Credits
English	4
Social Studies	3
Math	2
Science	2
Physical Education	1.5
Elective Classes	9.5
Health	0.5

**PUPIL/STAFF RATIOS**



As can be seen above, the Seymour Community School District had slightly higher ratios of staff to students than the state averages in most areas.

**RETENTION RATE**

The retention rate was 0.47% during the 2012-2013 school year. This is a low rate, especially when compared to the state retention rate of 1.14%.

### **SCHOOL-SPONSORED COMMUNITY ACTIVITIES**

These activities are school-sponsored or supervised events that emphasize service to and involvement with the community. Data are reported for grades 9 through 12. Please see the participation rates below. The SCSD participation rate is comparable to other districts in the same athletic conference.

#### **School-Sponsored Community Activities**

<b>Type</b>	<b>Total Fall Enrollment Grades 9-12</b>	<b>Pupils Participating</b>	<b>Participation Rate</b>
Required *	711	0	0.0%
Voluntary	711	389	54.7%

\*It should be noted that there are no required school-sponsored community activities

### **WI STUDENT ASSESSMENT SYSTEM**

The Wisconsin Student Assessment System (WSAS) examinations are comprised of a battery of achievement tests. Starting in the fall of 2005, the Wisconsin Knowledge and Concepts Examination (WKCE) began being administered to 3<sup>rd</sup>, 5<sup>th</sup>, 6<sup>th</sup>, and 7<sup>th</sup> grade students in addition to the continued assessment of 4<sup>th</sup>, 8<sup>th</sup>, and 10<sup>th</sup> graders. As you'll be able to see, the 3<sup>rd</sup>, 5<sup>th</sup>, 6<sup>th</sup>, and 7<sup>th</sup> grade students take the reading and mathematics portions of this assessment. The data gathered for a school or district can be compared to students in other Wisconsin districts. Data in the table on the next page shows the percentage of students in the Advanced and Proficient range of skill mastery in each particular content area. The goal of a district is to have the majority of students (80%) at the Advanced and Proficient range and a minimal number of students at the Minimal and Basic Levels. You will see further explanation of these levels below.

*Advanced: Distinguished achievement. In-depth knowledge and skills tested.*

*Proficient: Competent in the important academic knowledge and skills tested.*

*Basic: Somewhat competent in the academic knowledge and skills tested.*

*Minimal Performance: Limited Achievement in the academic knowledge and skills tested.*

Results indicate that our 3<sup>rd</sup>, 4<sup>th</sup>, 5<sup>th</sup>, 6<sup>th</sup>, 7<sup>th</sup>, 8<sup>th</sup>, and 10<sup>th</sup> grade students' proficiency levels are higher than or comparable to the state proficiency levels. Please see the table and graphs on the next pages for more information.

**Wisconsin Student Assessment System Results  
November 2012**

**Percentage of Students Scoring Proficient and Advanced**

<b>Reading</b>	<b>Seymour</b>	<b>State</b>
3 <sup>rd</sup> grade	33.1%	34.9%
4 <sup>th</sup> grade	26.2%	32.9%
5 <sup>th</sup> grade	33.3%	34.9%
6 <sup>th</sup> grade	41.4%	34.7%
7 <sup>th</sup> grade	36.5%	37.0%
8 <sup>th</sup> grade	45.7%	40.2%
10 <sup>th</sup> grade	35.0%	38.4%

<b>Language Arts</b>	<b>Seymour</b>	<b>State</b>
4 <sup>th</sup> grade	70.3%	75.2%
8 <sup>th</sup> grade	67.1%	60.4%
10 <sup>th</sup> grade	68.7%	72.9%

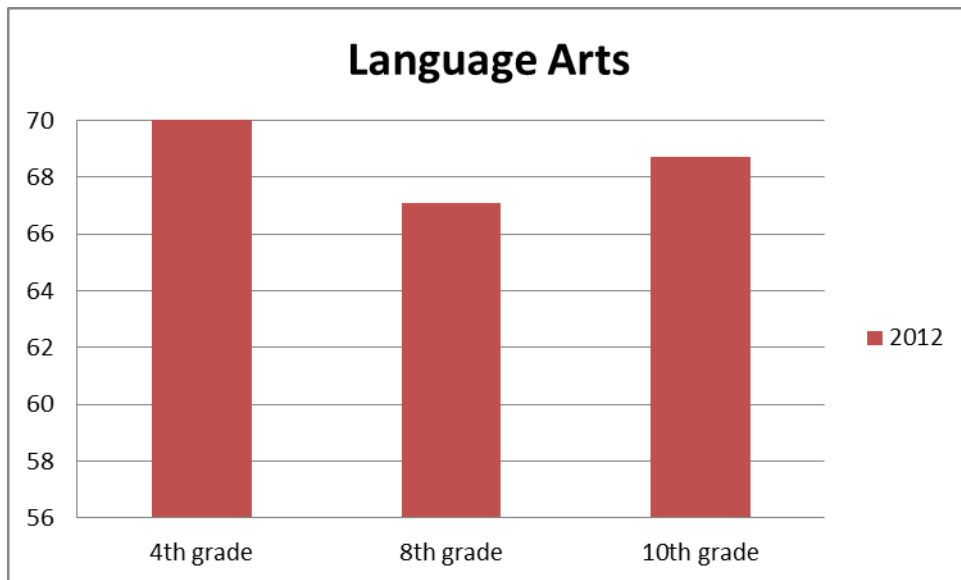
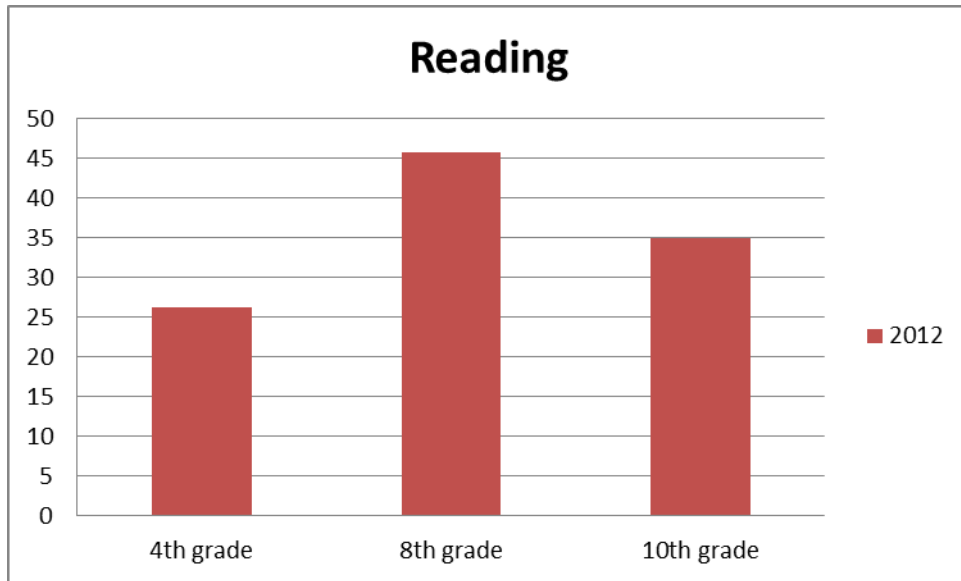
<b>Mathematics</b>	<b>Seymour</b>	<b>State</b>
3 <sup>rd</sup>	40.2%	48.0%
4 <sup>th</sup>	47.7%	49.0%
5 <sup>th</sup>	53.3%	51.0%
6 <sup>th</sup>	55.0%	52.2%
7 <sup>th</sup>	45.5%	47.3%
8 <sup>th</sup>	48.8%	45.0%
10 <sup>th</sup>	45.4%	44.4%

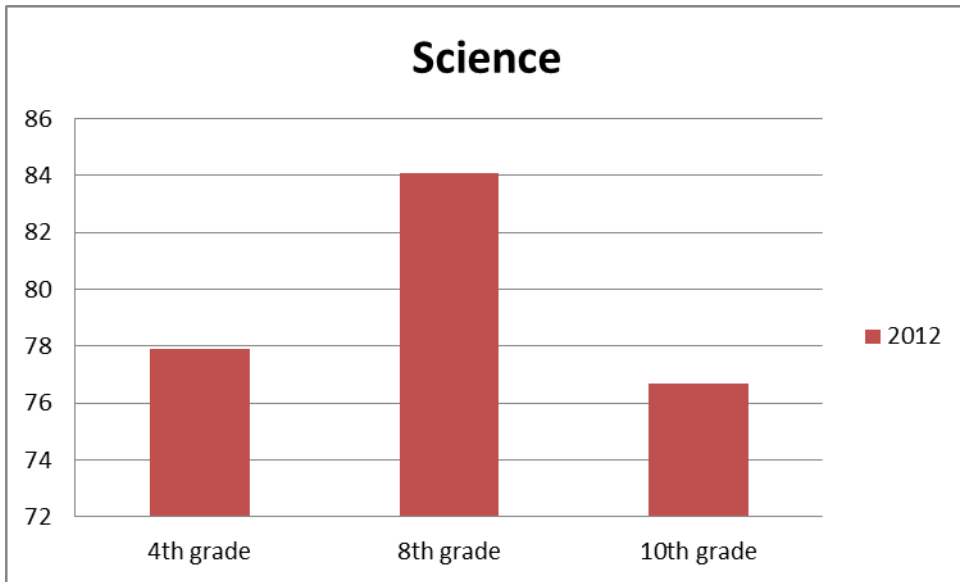
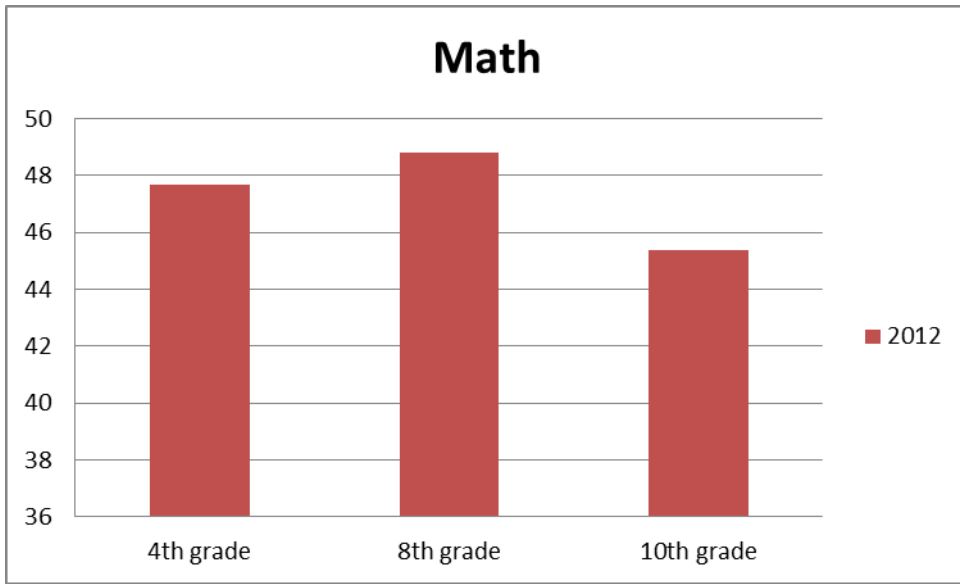
<b>Science</b>	<b>Seymour</b>	<b>State</b>
4 <sup>th</sup> grade	77.9%	77.4%
8 <sup>th</sup> grade	84.1%	77.3%
10 <sup>th</sup> grade	76.7%	75.5%

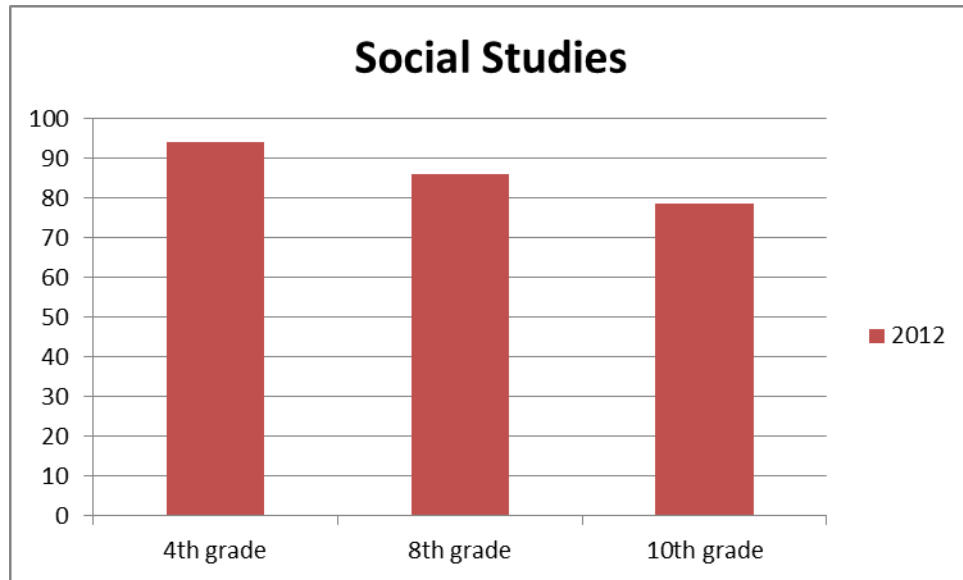
<b>Social Studies</b>	<b>Seymour</b>	<b>State</b>
4 <sup>th</sup> grade	94.2%	91.1%
8 <sup>th</sup> grade	86.0%	81.6%
10 <sup>th</sup> grade	78.5%	80.2%

**Wisconsin Student Assessment System Examination Results\***  
2012-2013

\*Graphs show the percentage of students who were advanced and proficient in each subject area. Proficiency levels were changed in 2012, so previous years' data is not comparable to these scores and is not included for that reason.







Listed below are areas for which DPI has not released information for the 2012-2013 school year. This information will be shared with the community when it becomes available:

- DISTRICT COST AND REVENUES**
- EXTRA/CO-CURRICULAR ACTIVITIES**
- EXPULSION RATE**
- HABITUAL TRUANTS**
- HIGH SCHOOL GRADUATION RATE**
- OPEN ENROLLMENT**
- OUT-OF-SCHOOL SUSPENSIONS**
- POSTGRADUATION INTENTIONS**

