

Seymour **SCSD** Community School District

## **School Performance Report**

Academic Achievement and District Statistics  
2010-2011

The mission of Seymour Community School District is to create a cooperative community of people committed to constantly improving learning environments that enable students to demonstrate their uniqueness as total persons who are active learners, caring members of society, creative artists, ethical stewards, involved citizens and productive workers.

# **TABLE OF CONTENTS**

## **Achievement**

ACT .....	12
Advanced Coursework .....	13
Advanced Placement Testing.....	13
Extra/Co-Curricular Activities.....	16
Graduation Rate.....	17
Graduation Requirements .....	17
Post-Graduation Intentions.....	17
Wisconsin Student Assessment System .....	19

## **District Statistics/District Information**

Attendance.....	13
District Costs and Revenues .....	14
District Method of Reading Instruction/Reading Text.....	15
Dropout Rate.....	16
Enrollment.....	14
Expulsions.....	16
Habitual Truants.....	16
Open Enrollment*	
Out-of-School Suspensions.....	17
Pupil/Staff Ratios.....	18
Retention Rate .....	18
School Accomplishments.....	3
School-Sponsored Community Activities .....	18

**\*This information has not been released by the Wisconsin Department of Instruction. It will be added to this report as it becomes available.**

# SEYMOUR COMMUNITY SCHOOL DISTRICT 2010-2011 SCHOOL PERFORMANCE REPORT

## *To the Parents and the Community*

Wisconsin Statute requires school districts to annually distribute a “School Performance Report” to the parents of the children in the district upon request. The purpose of the report is to provide parents with a summary of the district’s performance during the 2010-2011 school year. To assist in developing the report, the state provides state averages to compare to local performance.

The School Performance Report is now in its twentieth year. With increased consistency in the report and state definitions, the information is becoming more valuable in efforts to monitor performance and plan for improvements. Statewide standards have been developed to compare to district data.

In general, data again shows students attending the Seymour Community School District are performing very well in comparison to state averages. In addition to the data presented in the following pages, our school district has several accomplishments to report.

### **ACCOMPLISHMENTS-Black Creek Elementary/Middle School**

- Black Creek Elementary/Middle School continued the dedication to “meeting the individual needs of every learner” to ensure our children are successful. The staff works diligently to meet the diverse needs of all the children in the building.
- Students in grades K-5<sup>th</sup> participated in the Timber Rattlers Reading Incentive and earned a free ticket to attend the Timber Rattler Game in May. Each student also received a free hot dog, chips and soda.
- The Teachers and Families for Education (TAFPE) organization sponsored a very successful Silent Auction/Raffle and Spaghetti Dinner which raised enough money to fund the purchase of multiple iPads and iPods for both staff and student use. The purchase has enabled the teachers to experience greater success in meeting the individual needs of students.
- Our students continued to be active members of our community. The student council sponsored a Food Drive for Community 2000 which collected over \$3000 and 1500 canned goods. The support went beyond the Food Drive with the creation of a Middle School Community Service group which raked lawns in the community, worked weekly at Salvation Army stocking shelves, and worked in classrooms.

- In May 2011, both current students and graduates of Black Creek Middle School along with Mrs. Bloom and other staff members volunteered to work for Special Olympics. The group spent the day at Appleton North High School helping the athletes with their events.
- Literacy remained the main focus in the building, which was evidenced by the time allocated to literacy instruction as well as the interventions provided for the struggling readers and extensions for the accelerated readers. The data reflects this dedication to literacy and the goal that a minimum of 95% of students will be at or above grade level.
- Middle school students participated in the Seymour Women's Art Contest and 3 students won first, second, and third place prizes.
- In May 2011 the school hosted a Celebration of Learning. This celebration highlighted the accomplishments of every student over the course of the school year. Families were invited to visit the school, view the work of children in all aspects of education and then finish with an ice cream treat.
- October 2010 was the kickoff of the "Backpack" program. With help from TAFFE and St. Joe's Food Pantry a backpack was filled with food every Friday of the school year and sent home with children. The backpack was intended to provide food to children on the weekends when school lunch and breakfast were not available. A quote from one of the children who received a backpack: "Oh look Mrs. P., now I will have food to eat this weekend and we won't be hungry."
- The continued expectation of excellence in our school was evidenced in the performance of the students in grades 3<sup>rd</sup>-8<sup>th</sup> on the Wisconsin Knowledge and Concepts Exam (WKCE). These students once again scored above the state average on the test.
- Participation of 5<sup>th</sup> and 8<sup>th</sup> grade students in "Thunder Talks" provided the opportunity to share their current successes and future goals with their parents. The students, under the guidance of Ms. Reinheimer, met with parents to share the information.
- As a result of Mrs. Kailhofer securing a Target Fieldtrip Grant all Middle School Choral students took a trip to Madison in April 2011 and had the unique experience of performing in the rotunda of the Capital. The students sang a number of songs in celebration of Music in Schools month.

### **ACCOMPLISHMENTS-Rock Ledge Primary Center**

- Our reading theme for 2010-2011 was “Here’s to Our Heroes: Reading Saves the Day!” HERO – Helping Everyone Respect Others. A number of activities relating to literacy were held throughout the school year:
  - Students were given bookmarks with the theme and hero logo where favorite books could be written. The focus was on being a “HERO – It’s the Rock Ledge Way!”
  - Literacy Night was once again held for Rock Ledge students and parents at the Muehl Public Library in Seymour. Staff from Rock Ledge collaborated with Elizabeth Timmins to provide an enjoyable evening filled with stories, fun activities, role playing, munchies, take home activities, and book recommendations. Everyone wore their pajamas and was very comfortable with pillows and blankets!
  - Family Literacy Night was held in the RL Library: students and families attended reading events and participated in book giveaways.
  - The PTO helped to organize our Green Bay Gamblers’ Reading Program in February. Gambler players read to our students and shared aspects of their personal and professional lives. Students were able to earn a free ticket to the last Gambler game of the year.
  - Our staff and students participated in the ‘Read The Snowy Day record event’ on Oct. 7<sup>th</sup>. Everyone around the world was asked to read the book at the same time to raise awareness about the need to help all children develop language, literacy, and social skills.
  - Poetry Café was held in April – A classroom was set up to resemble the atmosphere in a jazzy café, complete with music, beverages, and staff and students performed their created poetry for an audience of peers. The Poetry Café served as a culmination of our school-wide literacy focus this school year and an opportunity for our students to express their creative poetry to others in a cool setting!
- Two WONDERFUL music concerts were held this year under the direction of Mrs. Frost and Mrs. Dessart: Kindergarten in February and 1<sup>st</sup> Graders in April. They were amazing! The SHS auditorium was decorated with kindergarten and 1<sup>st</sup> grade student art work for the concerts.
- The Seymour Fire Department teamed up with a local business (Jackson Point) and Safe Kids Wisconsin to offer free pizza delivered by firemen (fire trucks) in recognition of Fire Prevention Month. SHS teacher, Seth Reuter, and his

students presented a safety presentation to students in Mrs. Cameron's kindergarten class. Families were given the opportunity to participate in the event.

- U.S. Cellular awarded a grant to Chris Potter, kindergarten teacher, to encourage reading aloud to students before bedtime. Books were sent to share with families!
- One Rock Ledge Primary Center student was awarded state recognition for his entry in the Zaner-Bloser Handwriting Contest. Mason Dorn (gr. 2) was among the 300,000 entries and received a state winner medal. A school-wide recognition ceremony was held to honor his achievement.
- The February Jump Rope for Heart week was held once again. This time it was held in honor of Brianna Bickel, one of our 3<sup>rd</sup> grade students, who received some medical help at Children's Hospital. The Jump Rope for Heart event once again generated over \$18,000 from all of the donations received and Rock Ledge was 1<sup>st</sup> in the state!
- Our 2<sup>nd</sup> grade student leaders (under the direction of Lori Schumacher) strengthened their leadership skills, provided announcements, organized fun day activities, and helped facilitate groups in kindergarten and first grade classrooms.
- A big thank you to our PTO members who helped to organize the Rock Ledge Primary Center Knowledge –a-Thon (KAT). Staff and families assisted our students in learning facts pertinent to their grade level. Money (approximately \$7500) was raised and will be used to purchase items for our students.
- The Daily 5/Café structures and strategies were implemented by a number of staff members and led to very successful literacy blocks.
- Our staff and students worked hard towards attainment of our school goal of achieving targeted levels in literacy at the end of the 2010-2011 school year. Teachers met throughout the school year to monitor student progress and respond to interventions (RTI).
- Rock Ledge Primary Center participated in an Early Childhood Longitudinal Study to help the state compile data on our young students and generate ideas for continued focus on early learning.
- Field Day was amazing in May as an end of the year activity organized by the Physical Education staff. K-5 students participated in various events on the SHS track with the highlight being the HUGE bouncer rented by our PTO!! This was an end of the year celebration for their efforts in Phy. Ed.!

- Retirement celebrations were held for a number of staff members retiring from Rock Ledge Primary Center: Joanie Cameron (gr. K- 36 years); Connie Sturzl (gr. 1 – 26 years); Deb Kagerbauer (gr. 1 – 31 years); Sue Seidl (gr. 2 – 33 years); and Chris Heagle (teacher and principal – 35 years). Congratulations to all and thank you for your many years of service with kids!
- The first Kindergarten class to enter the new Rock Ledge Primary Center in 2008 'graduated' to the Intermediate Center this year!

### **ACCOMPLISHMENTS-Rock Ledge Intermediate Center**

- 2010-2011 had an amazing start to the school year, as RLI students were excited to begin learning again after a beautiful summer break!
- All staff moved ahead using data to drive our instruction. Teachers became adept at using assessment "for" learning as well as testing "of" learning. We learned that there is a difference between the two forms of assessment and how to use both. Students benefitted by having instruction more individualized to their unique needs.
- Speaking of assessment, students were assessed in multiple areas of literacy this year, including fluency, writing, and reading comprehension. Staff used their knowledge from experience, professional development and the Frameworks for Literacy grant to enhance student learning in each developmental skill.
- We continued the implementation of RTI which stands for Response to Intervention. This method of instruction delivery will be required of school districts by 2013 and will help in assisting all students to become proficient in Reading and Math.
- Students were able to show their skills on the Measure for Academic Progress (MAP) tests three times during the school year. In the fall, teachers were able to use this information to determine what abilities each child had and then worked to have them increase those levels throughout the academic year. In the winter, staff was able to verify the accuracy in the data we were using. And in the spring, students again displayed their knowledge, indicating their growth in knowledge and mastery of skills learned.
- Students once again did very well on the Wisconsin Knowledge and Concepts Exam. Rock Ledge Intermediate students continued to make adequate yearly progress and demonstrated their mastery of grade level subject areas.
- In May, 5th grade students were recognized for the Presidential Excellence and Achievement Awards highlighting students who have achieved academic success.

- Teachers began understanding the new “Common Core Standards” in Reading/Language Arts and Mathematics. These standards became the basis for the new Rock Ledge Intermediate report card for 2011-2012.
- Jen Siudzinski, school counselor, continued using Thunder Talks with 5th grade students to have them begin exploring career options and what they see as their future goals. Conferences with the students and parents led to crucial conversations about goal setting and achievement.
- The PTO continues to be a strong asset for our students. The PTO changed fundraisers to the Entertainment book which immediately became the top seller in the district! Parents and students raised over \$8000 for our students and staff!
- PTO continued to show support for our students with the Green Bay Gamblers reading incentive in February, the Retro Bill show in March, a Mexican Fiesta Dance in April, and many other volunteer hours to assist our students. Thank you very much!
- Students participated in the giving tree again this year. This initiative, promoted by the student council, gave students and their families an opportunity to donate items to Community 2000, a local organization that assists families in need throughout the year. Our tree was packed with donations from our families to give to those who may not have had much during the season.
- One of our third grade students, Brianna Bickel, was in need of a transplant and other medical procedures. Our generous RLI community collected \$1,054.61 for her family. In addition, Pennies for Patients raised \$915.35, and in October, Heavenly Hats raised another \$317.80. Even in tight economic times, the generosity of the Seymour Community is unbelievable!
- Under the direction of our Rock Ledge Physical Education teachers, Jim Palubicki, Lisa Cornette, and Dave Bauer, students participated in Jump Rope for Heart again this past year. They and their families helped raise over \$18,000 to support the American Heart Association, and RLI raised the most money in the state once again!
- Students participated in the Physical Education Central Challenge, having the opportunity to compete and try to achieve six levels of athletic achievement. Students earned gold, silver, and bronze medals based upon their performance.
- Field Day was another success! Mr. Palubicki and Mrs. Cornette arranged a fabulous day of activities for students and even some parents to enjoy! Again, thanks to our wonderful Parent/Teacher Organization, an inflatable obstacle course was a highlight of Field Day! Every student had an opportunity to enjoy the air-filled challenge!
- The Bellin Run with Kids program grew again, with more than 70 students competing in June. Mrs. Jen Siudzinski organized the run this year with the help of many volunteer parents and staff and it looks to be even more successful next year!



- 5th grade students performed two amazing concerts in winter and spring. Mrs. Lori Dessart, music teacher, directed and also had the students do a “road show” at Good Shepherd for the residents there.
- Parent-Teacher conferences in the fall helped facilitate more conversation within our school community. More than 92% of our parents participated this past fall!

### **ACCOMPLISHMENTS-Seymour Middle School**

- Students at the Seymour Middle School conducted community service projects that benefited families and organizations both locally and globally. Organizations benefiting from the service projects included: Seymour Food Pantry, Relay for Life campaign, St. Vincent DePaul, Community 2000, and Red Cross (Japan Earthquake/Tsunami).
- The seventh grade class led their 26<sup>th</sup> consecutive Veterans’ Day Program honoring local veterans.
- The Parent-Teacher Connection, formally known as the Home School Connection, had another successful school year providing students with non-budgeted items, incentive programs, scholarships, and organizing “Linking the Community” Program which provides 8<sup>th</sup> graders with a career connection to Seymour.
- The Measure of Academic Progress (MAP) continued to be utilized as an assessment tool for measuring student growth in reading and mathematics, as well as for individualization of classroom instruction and Response to Intervention (RTI) programming.
- 8<sup>th</sup> grade implemented the Explore Assessment which is a product of ACT.
- Led by the District Curriculum Director, all math and literacy teachers participated in professional development to gain an understanding of the new common core standards that will guide instruction at the middle school.
- Implemented the breakfast program which provided hot or cold breakfast items for students.
- Continued partnership with Oneida Y.E.S. program, Oneida Social Services, and collaborated with the Domestic Violence Program to include small support groups. In addition, the Y.E.S. Advocate and school counselor co-facilitated groups for girls focusing on the 40 developmental assets as well as cultural and social development for Native American students.
- Over 100, 6th-8th grade SMS Marching Band students performed at half time at a high school football game and participated for the 12th straight year in the Green Bay Holiday Parade with a full color guard.

- Five SMS band students were accepted to the St. Norbert Honors Band in fall 2010.
- Sixty-nine combined middle school entries in band and choir participated in solo ensemble this year.
- Seymour Middle School was recognized as a PBIS Tier I Exemplary School.
- Staff continues to improve transitions from elementary to middle and middle to high school for our students. At 8<sup>th</sup> grade over 100 individual Thunder Talks were held to assist 8<sup>th</sup> graders and their parents with transitioning to the high school. At 6<sup>th</sup> grade, over 100 incoming 6<sup>th</sup> graders attended a 3-day summer transitioning program.
- Enrichment opportunities were expanded at SMS to include an accelerated Math class at 7<sup>th</sup> grade and the implementation of the “Diverse Learners Group” which is an enrichment opportunity for students, focusing on their creativity, leadership and academic talents.
- The use of iPods and iPads were integrated into curriculum instruction to enhance student learning.
- Revised and improved the Bully Prevention Curriculum for all grades with emphasis on cyberbullying.
- Through the comprehensive counseling program, 8<sup>th</sup> graders explored career interests using WisCareers, culminating with attending the Career Fair sponsored by the Fox Cities Chamber of Commerce Workforce Development
- Team 6, through the physical education classes, incorporated a cross-curricular bike trip from SMS to Fallen Timbers which included geocaching and cooperative team building.
- This is the 2<sup>nd</sup> year that the 8<sup>th</sup> grade Tech Ed Classes participated in cardboard boat races at the Aquatic Center. Students used creativity, problem solving skills, and boat design knowledge to build a 2 person boat with duct tape and cardboard.

### **ACCOMPLISHMENTS-Seymour High School**

- 1st Reality Store event was hosted in Seymour with over 40 community members assisting over 125 students.

- Future Business Leaders of America (FBLA) Accomplishments:
  - Had a state officer for the 2010-2011 school year.
  - 6 FBLA members attended the National Competition and FBLA took 4th place for E-Commerce at Nationals.
  - Took 1st place for the Community Service Award at the Regional Competition.
  - Had 25 state qualifiers.
- The Junior Achievement Program with Baylake Bank partnered the Accounting Class with a local business person.
- The concession stand purchased a new popcorn machine through the research of students.
- Students earned college credits:
  - 20 students earned 4 college credits for Calculus I from St. Norbert College.
  - 33 students earned 4 college credits for Precalculus from St. Norbert College.
  - 22 senior students earned 8 college credits for English from St. Norbert College.
  - 15 senior students earned 3 college credits for the Fundamentals of Public Address class through University of Wisconsin-Green Bay.
  - 10 students earned 5 college credits for University of Wisconsin-Green Bay's Chemistry 211 class.
- Twenty-six senior students received Advanced Standing credit for completing the Written Communications class through Fox Valley Technical College.
- Student leaders organized a day long diversity conference for students that featured 25 speakers.
- Student leaders organized a community service event where over 200 students raked the lawns of 22 community members.
- 12 history students qualified for the state competition of National History Day.
- 3 students produced a project named "Best Entry on Labor History" at the regional National History Day competition at the University of Wisconsin-Green Bay.
- 7 students traveled to the Boundary waters and 10 students travelled to Sylvania, Michigan with the Adventure Club.
- Science club held three blood drives which collected approximately 55 pints of blood per drive. Every pint saves 3 lives.
- Physics classes performed the annual magic show for the 5th grade students.
- Chemistry classes performed the annual chemistry demonstration show for 4th grade students.

- Go Green Club celebrated Earth Day by giving away tree seedlings to staff and students.
- The 10th grade conferences called Thunder talks increased 16% from last year to include 53% of students participating with a counselor and parent present. That's up 23% in two years!
- A sophomore English 10 Literature and Composition student's poem was published in "A Celebration of Poets" which features writing from Wisconsin students in grades 4-12 in the spring of 2010.
- Thirteen students participated in Forensics with three qualifying for the state contest in Madison on April 16, 2010. One of those students received a Critic's Choice gold medal for a perfect score.
- A group of band students performed in Chicago during the summer.
- The Spanish Club (SALSA) supported a Mexican orphanage through monetary donations.
- Students raked leaves in the community.
- The Extended Learning Program (ELT) was started to provide personal help to students at the end of each day.

## **DISTRICT INFORMATION**

### **ACT TEST RESULTS**

These results are for members of this year's graduating senior class who took the American College Test (ACT) as juniors or seniors. The ACT is designed to measure knowledge, understanding, and skills acquired during the K-12 educational experience. The Average Student Score is the average score of the number of students tested.

**Average Student Score 2010-2011**

	<b>Reading</b>	<b>English</b>	<b>Mathematics</b>	<b>Science</b>	<b>Composite</b>
<b>Seymour</b>	21.2	21.5	23.0	22.7	22.2
<b>State</b>	22.1	21.4	22.0	22.2	22.0

Results show that most of SCSD students' ACT Test scores are comparable to state scores and higher than the state average in the areas of Mathematics, English, Science, and the overall or composite score.

## **ADVANCED COURSEWORK**

### **ADVANCED PLACEMENT PROGRAM COURSES AND AP EXAMS**

These are high school courses that help students prepare to take Advanced Placement Program (AP) Exams. Students are eligible to receive advanced placement and/or credit at participating colleges if their scores on the Advanced Placement Program® (AP) Exams meet the postsecondary institution's criteria. During the 2010-2011 school year, SCSD offered the AP Psychology course (1 class). Please see below for information about advanced placement testing.

### **COLLEGE ADVANCED PLACEMENT PROGRAM (CAPP) COURSES**

CAPP courses are advanced college-level courses offered for college credit in conjunction with a local college or university. SCSD offers courses in cooperation with two local universities.

Through St. Norbert's College's College Credit Program, SCSD offered College Credit Precalculus (33 students each received 4 credits), College Credit Calculus (20 students each received 4 credits), and English (22 students received 8 college credits).

Through UWGB's College Credit in High School Program, SCSD offered College Credit Chemistry (10 students each received 5 credits) and Fundamentals of Public Address (15 students each received 3 credits).

### **ADVANCED PLACEMENT TESTING**

These Advanced Placement Program exams allow high school 9<sup>th</sup> through 12<sup>th</sup> graders to earn college credit while still in high school. As can be seen below, Seymour High School is outperforming the state average of exams passed.

	Total Fall Enrollment Grades 9-12	# Taking Exams	% Taking Exams	# Exams Taken	# of Scores 3 or Above	% of Scores 3 or Above
District Summary	753	12	1.6	12	9	75.0%
State Summary	273,080	28,513	10.4%	46,647	31,517	67.6%

### **DISTRICT ATTENDANCE**

The attendance rate for the Seymour Community School District during the 2010-2011 school year was 95.1%.

## **DISTRICT COST AND REVENUES**

Please see below for information about district costs and revenue during the 2010-2011 school year.

### **Revenue per Member for Seymour Community (2502 Members) \*\***

<b>Revenue Type</b>	<b>Revenue</b>	<b>Revenue per Member</b>	<b>Percent of Total</b>
State	\$19,353,519	\$7,735	66.7%
Federal	\$2,314,567	\$925	8.0%
Local: Property Taxes	\$6,528,291	\$2,609	22.5%
Other Local	\$811,674	\$324	2.8%
<b>Total Revenues</b>	<b>\$29,008,051</b>	<b>\$11,594</b>	<b>100.0%</b>

### **Cost per Member**

<b>Cost Type</b>	<b>Cost</b>	<b>Cost per Member</b>	<b>Percent of Total</b>
Current Education Cost	\$24,289,013	\$9,708	84.8%
Transportation & Facilities	\$3,301,354	\$1,319	11.5%
Food and Community Service	\$1,053,137	\$421	3.7%
<b>Total Cost</b>	<b>\$28,643,504</b>	<b>\$11,448</b>	<b>100.0%</b>

\*\*Values may not total exactly due to rounding.

## **DISTRICT ENROLLMENT**

During the 2010-2011 school year, 2,496 students were enrolled in the Seymour Community School District. The percentage of children who received free and reduced lunches was 29.8%. Please see the tables below for more information about enrollment.

### **Gender Enrollment**

<b>Females</b>	<b>Males</b>
47.6%	52.4%

### **Students with Disabilities Enrollment**

<b>School Level</b>	<b>Percentage of the School Population</b>
Elementary	11.9%
Middle	9.8%
High	11.6%

## **DISTRICT METHOD OF READING INSTRUCTION/READING TEXT**

At the primary level (K-5<sup>th</sup> grade), all students receive a comprehensive literacy approach. This means that shared, guided, and independent reading and language techniques are used by the classroom teachers. For students at these grade levels who have difficulty with reading or score in the lower quartile, the Reading Language Arts Program or Resource Room is used at Rock Ledge Elementary. In the Resource Room, students participate in story support and guided reading. At Black Creek, instructional grouping or placing students in reading groups at their level is utilized. In addition, students are also given a second dose of reading or “double-dosed” if they struggle with reading from kindergarten through 5<sup>th</sup> grade.

Leveled Literacy Intervention is a reading program used with students in kindergarten through second grade. Other more specific programs like the Lindamood Phoneme Sequencing Program (LIPS), Barton Program, Visualizing and Verbalizing, and Seeing Stars address specific literacy skill issues and are used at both Rock Ledge Elementary and Black Creek Elementary and Middle School.

Furthermore, targeted interventions at this level for individuals and small groups include additional time in the Resource Room and an after-school program (with Title 7 and Y.E.S. program staff). New structures, like the Daily 5 and CAFÉ, have also been implemented as part of the literacy block. Meetings between the teachers and reading specialists are held to collaborate and problem-solve regarding students’ reading problems. The reading texts used at this level are the Wright Group Reading Series (for kindergarten students) and the Harcourt (Trophies) reading series (for first through fifth grade).

At the middle school level, students are instructed in a literacy block which is a 90 minute class that includes both Reading and Language arts. The text used for 6<sup>th</sup>-8<sup>th</sup> grade is the Prentice Hall Literature: Language and Literacy book. In addition, specialized reading services are provided to assist struggling readers. For instance, the majority of 6<sup>th</sup> and 7<sup>th</sup> graders receive literacy support as a related arts class. In 8<sup>th</sup> grade, this support is provided to students who have difficulty with Reading and Language. Other interventions that are used to help students who find reading and language challenging include the Barton program, small group instruction, and high school tutors. Another intervention is the Youth Enrichment Services tutor. For students who need a more individualized approach, a program on the computer called Odysseyware is provided. It includes a language curriculum.

Team-teaching is a technique being used at 6<sup>th</sup>, 7<sup>th</sup>, and 8<sup>th</sup> grade levels whereby regular and special education teachers instruct in the same classroom. This allows for more inclusion and support for children of all abilities. Classroom supports include on-line textbooks, books on tape and CD, re-teaching, and teacher-student conferencing about reading and language skills. Another opportunity for students to improve their literacy skills is through the book club provided by the Library Media Center.

Lastly, at the high school level, all or most students take English or English Literature and Composition. Teachers at the high school use many different methods to help students with reading and language arts. Students read a variety of genres and compose written assignments of increasing length and complexity. Non-fiction reading during English classes enables students to practice comprehension strategies for other

content areas besides reading. The District adopted the Pearson Prentice Hall Literature series for Language Arts for grades 6-12. This will provide more continuity in the curriculum and help students transition from middle to high school.

Teachers also use a differentiated curriculum which helps them modify their lessons and lower level texts are provided for some students who struggle with Reading and Language arts. Other interventions provided to select students include RITE (Revised Individual Total Education), Reading Study Skills class, Resource Room-homework help, and Y.E.S. tutoring. A Student Learning Center staffed by faculty from a variety of content areas provides small structured study halls for students who struggle with homework completion and find school challenging.

All Reading and Language Art teachers are provided with professional learning time to understand the new common core standards as well. The common core standards will be fully implemented by the 2012-2013 school year.

**DROPOUT RATE**

The dropout rate for the Seymour Community School District during the 2010-2011 school year was 0.54% which is very low.

**EXPULSION RATE**

The expulsion rate for the Seymour Community School District during the 2010-2011 school year was 0.08%; this is impressive.

**EXTRA/CO-CURRICULAR ACTIVITIES**

Extra/Co-curricular activities are school sanctioned groups or events, not offered for credit or a grade, designed to broaden, develop, and enhance the school experience in the areas of academics, athletics, and music. Data are reported for grades 6 through 12. The Participation Rate is the number of participants divided by the enrollment. It should be noted that many students are involved in more than one activity and are counted more than once. Consequently, totals may be greater than 100%.

District	Number of Offerings	Academic Participation Rate%	Athletic Participation Rate%	Music Participation Rate%	Total Participation Rate%
Seymour	88	28.5%	43.4%	10.6%	82.5%

Seymour Community School District had a high overall extracurricular participation rate during the 2010-2011 school year.

**HABITUAL TRUANTS**

A Habitual Truant is any student missing part or all of 5 of 10 days in a row or any 10 days in a semester. The Habitual Truant rate is the number of truant students (counted on the third Friday in September) divided by the enrollment of the district.

District	Habitual Truant Rate (%)
Seymour Total	1.6%

Seymour’s habitual truancy rate continues to be low.



### **HIGH SCHOOL GRADUATION RATE**

The High School graduation rate for the Seymour Community School District for the 2010-2011 school year was 95% which is comparable to other schools in the athletic conference.

### **HIGH SCHOOL GRADUATION REQUIREMENTS FOR SEYMOUR SCHOOLS**

<b>Subject</b>	<b>Required Credits</b>
English	4
Social Studies	3
Math	2
Science	2
Physical Education	1.5
Elective Classes	9.5
Health	0.5

### **OUT-OF-SCHOOL SUSPENSIONS**

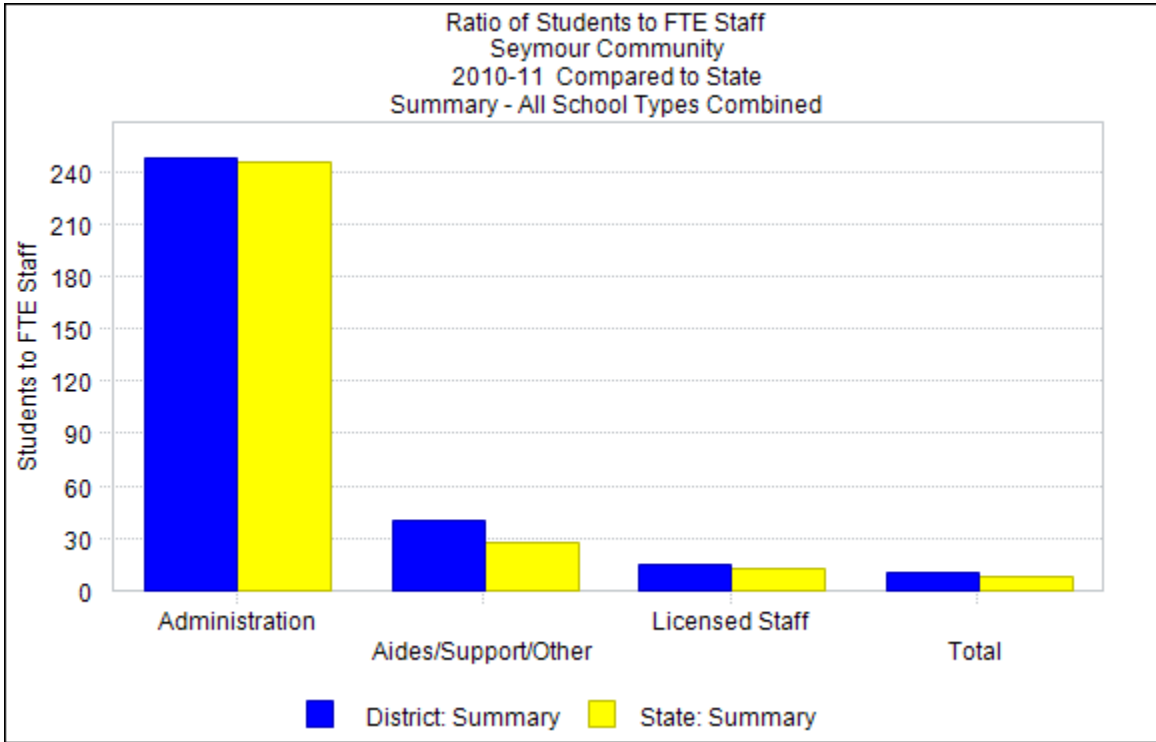
The percentage of students suspended was 0.1% during the 2010-2011 school year.

### **POSTGRADUATION INTENTIONS**

Please see below for information about the post-graduation plans for Seymour High School graduates during the 2010-2011 school year.

<b>Number of Graduates</b>	<b>4-year College</b>	<b>Voc/Tech College</b>	<b>Employment</b>	<b>Military</b>	<b>Job Training</b>	<b>Miscellaneous</b>
189	31.8%	33.8%	5.1%	2.1%	0.0%	27.2%

**PUPIL/STAFF RATIOS**



As can be seen on the previous page, the Seymour Community School District has higher ratios of staff to students than the state averages.

**RETENTION RATE**

The retention rate was 1.10% during the 2010-2011 school year.

**SCHOOL-SPONSORED COMMUNITY ACTIVITIES**

These activities are school-sponsored or supervised events that emphasize service to and involvement with the community. Data are reported for grades 9 through 12. Please see the participation rates below.

**School-Sponsored Community Activities**

Type	Total Fall Enrollment Grades 9-12	Pupils Participating	Participation Rate
Required *	753	0	0.0%
Voluntary	753	377	50.1%

\*It should be noted that there are no required school-sponsored community activities.

## **WI STUDENT ASSESSMENT SYSTEM**

The Wisconsin Student Assessment System (WSAS) examinations are comprised of a battery of achievement tests. Starting in the fall of 2005, the Wisconsin Knowledge and Concepts Examination (WKCE) began being administered to 3<sup>rd</sup>, 5<sup>th</sup>, 6<sup>th</sup>, and 7<sup>th</sup> grade students in addition to the continued assessment of 4<sup>th</sup>, 8<sup>th</sup>, and 10<sup>th</sup> graders. As you'll be able to see, the 3<sup>rd</sup>, 5<sup>th</sup>, 6<sup>th</sup>, and 7<sup>th</sup> grade students take the reading and mathematics portions of this assessment. The data gathered for a school or district can be compared to other students in other Wisconsin districts. Data in the table on the next page shows the percentage of students in the Advanced and Proficient range of skill mastery in each particular content area. The goal of a district is to have the majority of students (80%) at the Advanced and Proficient range and a minimal number of students at the Minimal and Basic Levels. You will see further explanation of these levels below.

*Advanced: Distinguished achievement. In-depth knowledge and skills tested.*

*Proficient: Competent in the important academic knowledge and skills tested.*

*Basic: Somewhat competent in the academic knowledge and skills tested.*

*Minimal Performance: Limited Achievement in the academic knowledge and skills tested.*

Results indicate that our 3<sup>rd</sup>, 4<sup>th</sup>, 5<sup>th</sup>, 6<sup>th</sup>, 7<sup>th</sup>, 8<sup>th</sup>, and 10<sup>th</sup> grade students' proficiency levels are higher than or comparable to the state proficiency levels. Please see the table and graphs on the next pages for more information.

**Wisconsin Student Assessment System Results  
November 2010  
Percentage of Students Scoring Proficient and Advanced**

<b>Reading</b>	<b>Seymour</b>	<b>State</b>
3 <sup>rd</sup> grade	86.0%	80.1%
4 <sup>th</sup> grade	88.5%	83.0%
5 <sup>th</sup> grade	89.9%	84.5%
6 <sup>th</sup> grade	87.1%	86.2%
7 <sup>th</sup> grade	91.8%	86.6%
8 <sup>th</sup> grade	86.7%	86.5%
10 <sup>th</sup> grade	75.9%	74.7%

<b>Language Arts</b>	<b>Seymour</b>	<b>State</b>
4 <sup>th</sup> grade	84.1%	75.9%
8 <sup>th</sup> grade	58.4%	61.9%
10 <sup>th</sup> grade	64.2%	71.5%

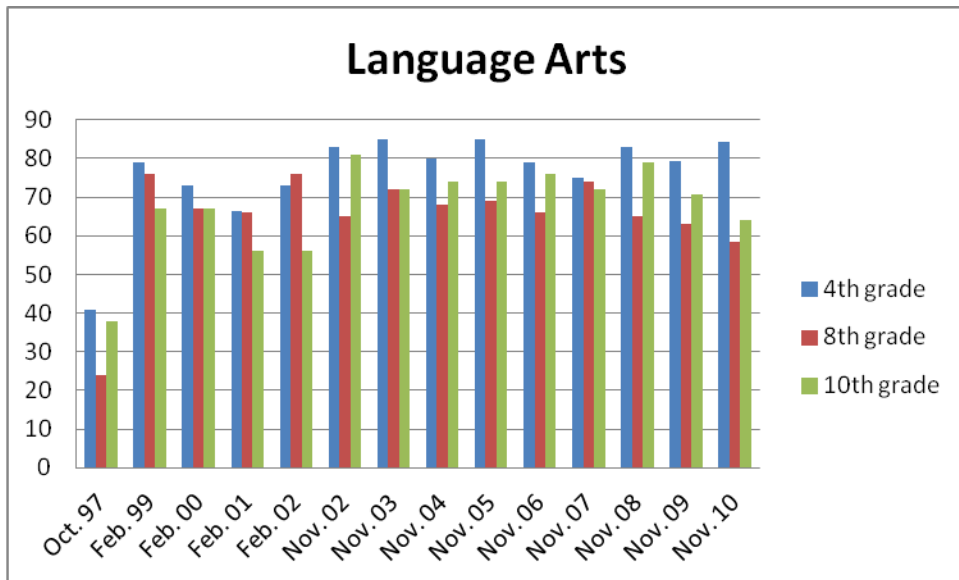
<b>Mathematics</b>	<b>Seymour</b>	<b>State</b>
3 <sup>rd</sup>	68.9%	74.0%
4 <sup>th</sup>	88.5%	79.3%
5 <sup>th</sup>	87.1%	79.4%
6 <sup>th</sup>	83.5%	79.9%
7 <sup>th</sup>	86.5%	79.2%
8 <sup>th</sup>	87.3%	78.3%
10 <sup>th</sup>	77.8%	70.8%

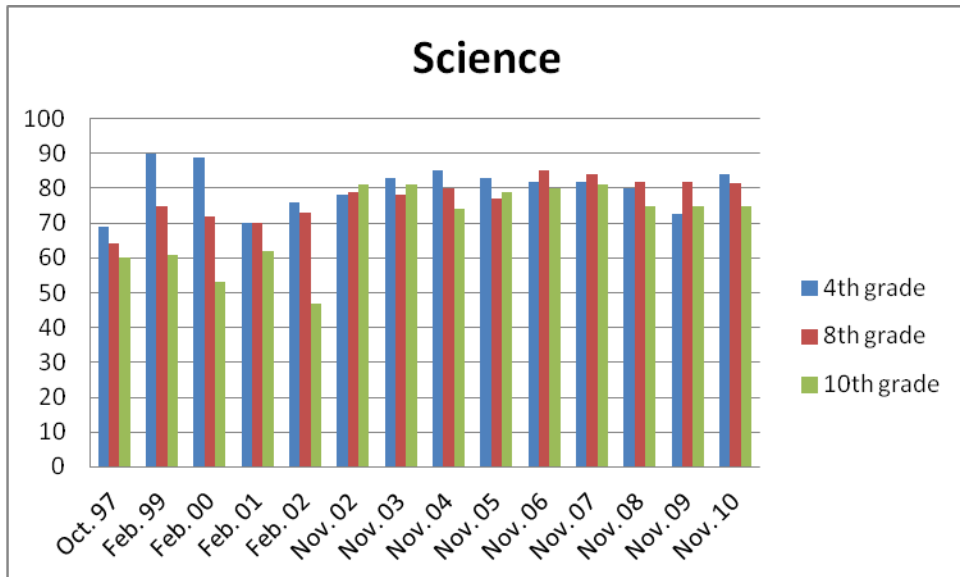
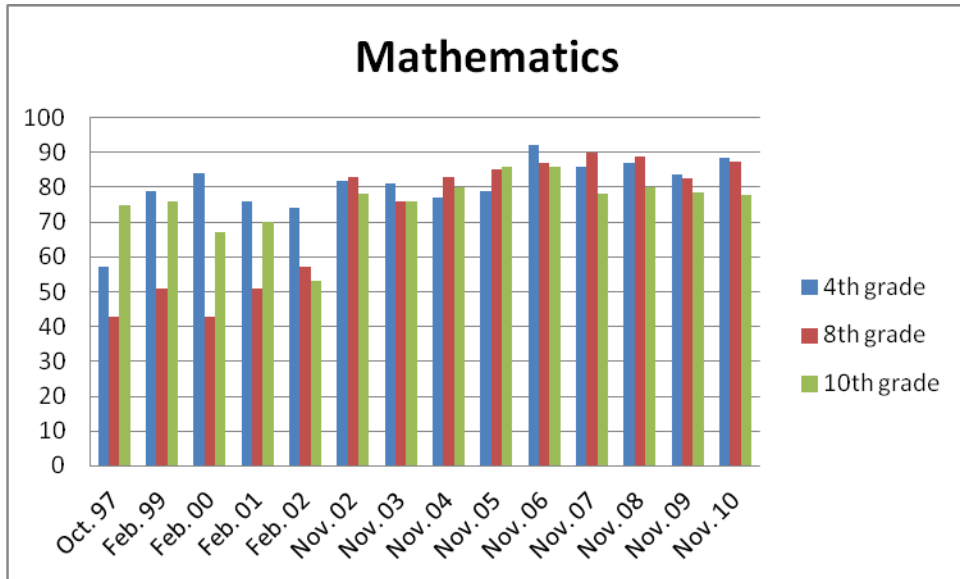
<b>Science</b>	<b>Seymour</b>	<b>State</b>
4 <sup>th</sup> grade	84.1%	77.6%
8 <sup>th</sup> grade	81.5%	77.4%
10 <sup>th</sup> grade	74.7%	74.1%

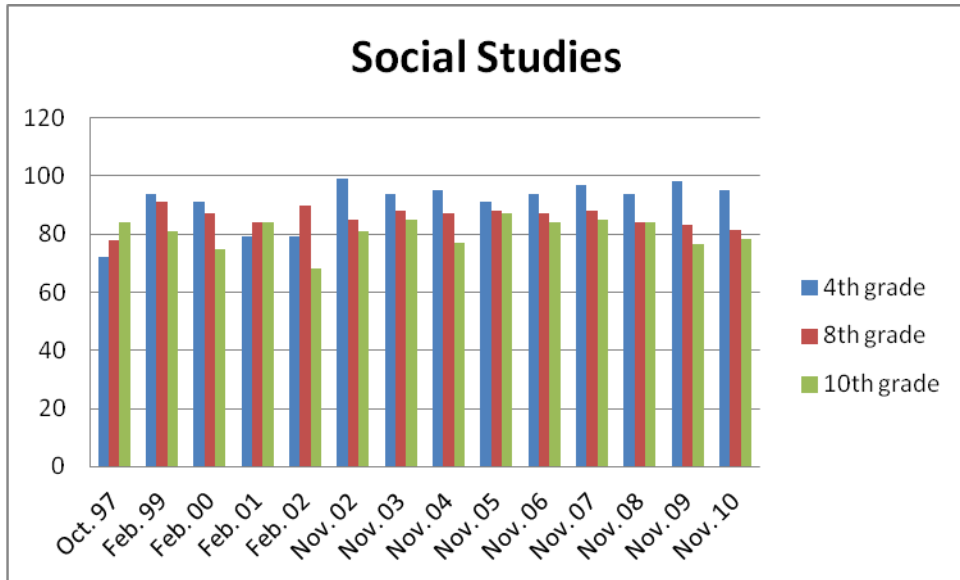
<b>Social Studies</b>	<b>Seymour</b>	<b>State</b>
4 <sup>th</sup> grade	94.9%	91.3%
8 <sup>th</sup> grade	81.5%	81.7%
10 <sup>th</sup> grade	78.4%	79.0%

**Wisconsin Student Assessment System Examination Results\***  
2010-2011

\*Graphs show the percentage of students who were advanced and proficient in each subject area.







Listed below is an area in which DPI has not released information for the 2010-2011 school year. This information will be shared with the community when it becomes available.

#### OPEN ENROLLMENT

