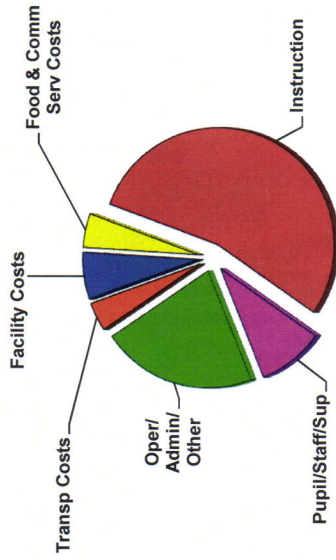


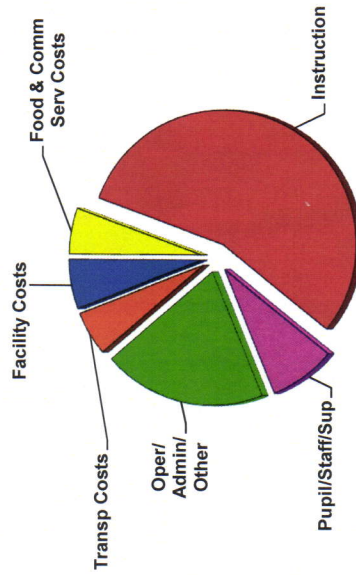
Multi-District Comparative Cost Comparison Using Audited 2014-15 Annual Data *

STATE TOTALS



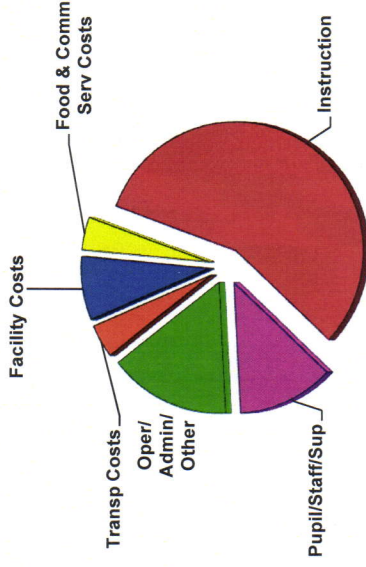
Membership	854,359	Total Cost	% of Total	Cost Per Memb
Instruction		\$5,932,296,915	54.1%	\$6,944
Pupil/Staff/Support		\$1,017,655,699	9.3%	\$1,191
Oper/Admin/Other		\$2,371,807,044	21.6%	\$2,776
Transportation Costs		\$436,811,410	4.0%	\$511
Facility Costs		\$707,746,695	6.5%	\$828
Food & Comm Serv Costs		\$505,358,045	4.6%	\$592
TOTALS		\$10,971,675,808	100.0%	\$12,842

Pulaski Community



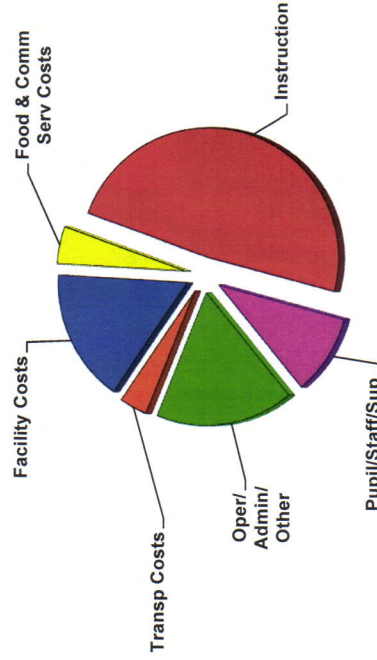
Membership	3,805	Total Cost	% of Total	Cost Per Memb
Instruction		\$24,849,740	55.2%	\$6,531
Pupil/Staff/Support		\$3,632,756	8.1%	\$955
Oper/Admin/Other		\$8,951,940	19.9%	\$2,353
Transportation Costs		\$2,415,809	5.4%	\$635
Facility Costs		\$2,686,361	6.0%	\$706
Food & Comm Serv Costs		\$2,453,171	5.5%	\$645
TOTALS		\$44,989,777	100.0%	\$11,824

Seymour Community



Membership	2,478	Total Cost	% of Total	Cost Per Memb
Instruction		\$15,748,980	56.4%	\$6,356
Pupil/Staff/Support		\$3,406,056	12.2%	\$1,375
Oper/Admin/Other		\$4,283,400	15.3%	\$1,729
Transportation Costs		\$1,145,532	4.1%	\$462
Facility Costs		\$2,203,148	7.9%	\$889
Food & Comm Serv Costs		\$1,147,390	4.1%	\$463
TOTALS		\$27,934,506	100.0%	\$11,273

Howard-Suamico



Membership	5,599	Total Cost	% of Total	Cost Per Memb
Instruction		\$31,540,424	48.6%	\$5,633
Pupil/Staff/Support		\$6,386,551	9.8%	\$1,137
Oper/Admin/Other		\$11,159,028	17.2%	\$1,993
Transportation Costs		\$2,273,631	3.5%	\$406
Facility Costs		\$10,566,382	16.3%	\$1,887
Food & Comm Serv Costs		\$3,008,521	4.6%	\$537
TOTALS		\$64,914,538	100.0%	\$11,594

* Beginning with 2012-13, data for the Norris School District, a K-12 reform school, is excluded.